



Beyond the Noise: Where Claims Data Science Meets Interpretation

Leah Shea, VP Product – Definitive Healthcare

Emilio Ruocco, VP Provider & Market Solutions – Definitive Healthcare

Brandon Sherrets, Associate Director, Strategy & Business Development | Office of Health System
Strategy | UCLA Health

Your speakers today



Emilio Ruocco

- 13 years in provider market intelligence and claims analytics
- Prior PBM and disease management experience
- Transportation, manufacturing, financial services before coming to healthcare



Leah Shea

- 20 years health system experience
- Service line operations, strategic planning, and enterprise analytics leadership
- Head of Product at Definitive Healthcare



Brandon Sherrets

- 15+ years health system experience
- Finance and strategy background
- UCLA Health, Strategy and Business Development





Today, claims data analytics
is still challenging...





There are common
idiosyncrasies you should
know about.





“But can’t artificial intelligence fix the bad data?”





Ummm...Not all!





Let's dive in.



While all-market, all-payor claims data availability has improved...

Traditional medicare

100%



- Various ways to acquire the data

Commercial / other

Unknown %



- No 100% complete all-payor claims dataset(s) are available for purchase - **STILL**





There are national, regional,
and local factors to know
about.



For example, major national data gaps exist...



- No 100% dataset with deep procedure and diagnosis detail available through CMS
- Not all Managed Medicaid commercial data is available



- Actively suppresses their data being available
- Affects 14 Anthem-heavy and Anthem - participating states



As do regional gaps...



- Closed loop system in most markets
- Out-of-network activity may be seen

UPMC HEALTH PLAN

- Closed loop system; Out-of-network activity may be seen
- Separation of health system and health plan



- Intermountain Health's owned plan
- Closed loop system; Out-of-network activity may be seen



- Low, or sometimes zero, availability in western states





There are also structural factors to understand.



Some RCM/Billing application data is unavailable...



- RCM owned by Elevance/Anthem
- Billed claims don't flow through the major clearinghouses or data consolidators



- Spot analysis can reveal this data gap
- Data not routed to clearinghouses or sold separately

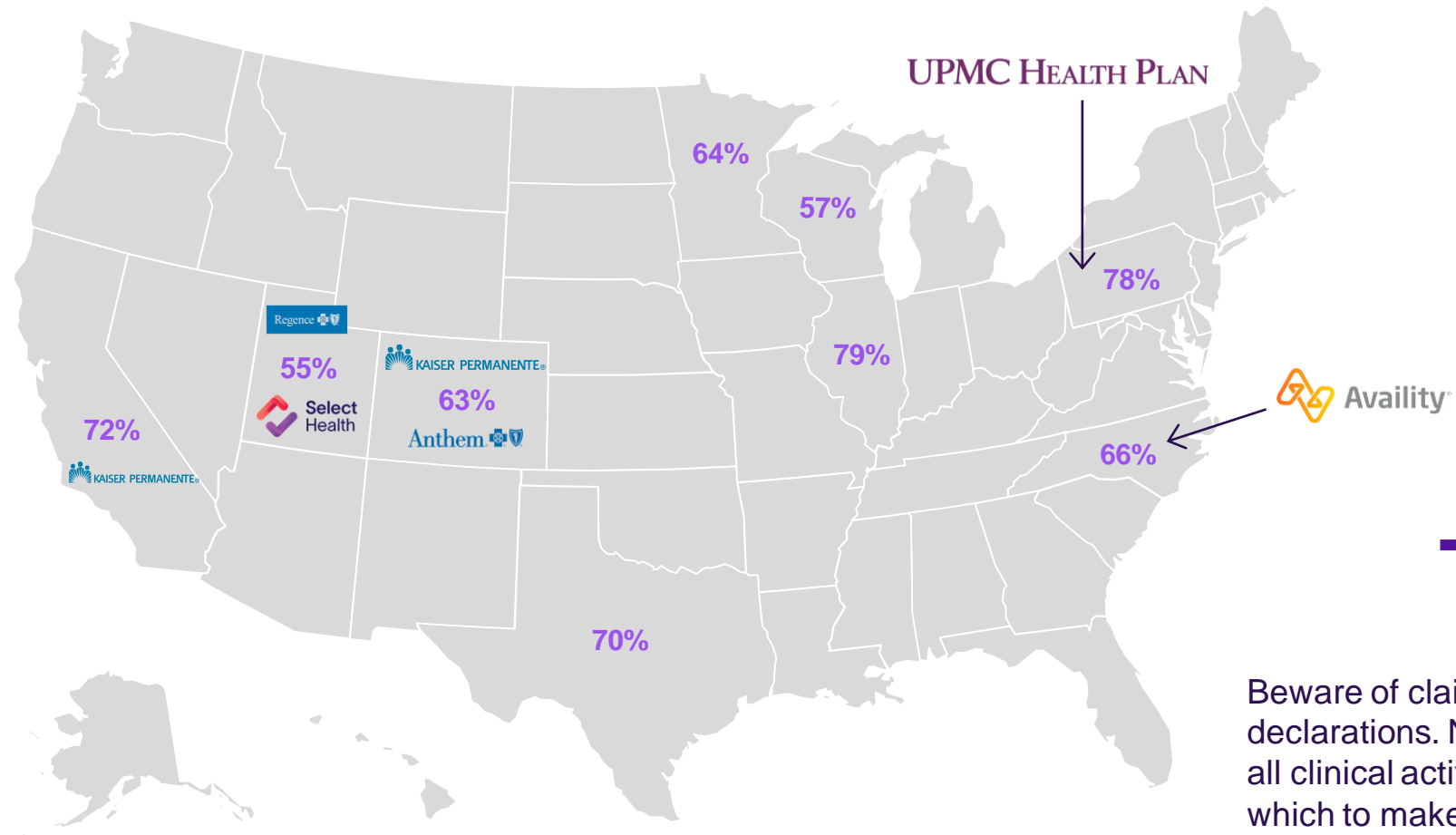




The net effect on ‘coverage’
can be substantial.



Selected % of Unique Claims Data Patients vs. U.S. Census Estimates (2022)



$$\frac{N}{?}$$

Beware of claims coverage % declarations. No denominator for all clinical activity is available from which to make a solid calculation.





It's important to know these
circumstances before doing
market analyses.





Recommendation #1:

Understand claims data is known to be incomplete but offers valuable directional insights otherwise not available. Particularly, ambulatory/outpatient information not typically required in state reporting.





Once you start using a
market intelligence
solution, you need to know
about the quirks...



Things we'll discuss today



**NPI 1s
&
NPI 2s**



**Location
Names**



**Location
Types**



Master Billing



Payor Types



**Nulls /
Redacted**

- Neonatology
- Nephrology
- Neurology
- Neurosurgery
- Nuclear Medicine
- Obesity Medicine
- Obstetrics & Gynecology
- Obstetrics Midwife
- Ophthalmology
- Optometry
- Oral & Maxillofacial Surgery
- Orthopedic Surgery

**Provider
Specialties**





All entities and individuals discussed are intended as representative examples of common situations. No judgment of their individual claims data practices are being made or implied.



Why would individual clinicians be listed as the Location for Radiation Therapy?



Flex-Filter 1

Filter by: Sub-Service Line

Filter values: Radiation therapy

Data Source: Procedures

Date Range: From 2023-01 To 2023-12

Service Location: Service Location State: NJ, Primary Service Area: -, Service Area Region: -, Secondary Service Area: -

Network Flag: Performing Provider: Out-of-Network, Service Location: Out-of-Network

* Measures show # of Procedures, unless otherwise stated

Flex-Filter 2

Filter by: Select...

Filter values: -

Flex-Filter 3

Filter by: Select...

Filter values: -

Paste-In Search Filters

Paste values from a spreadsheet or from a multi-line document into the filters below

Paste-In Flex-Filter 1

1. Select field: Select...

2. Paste values: [input field]

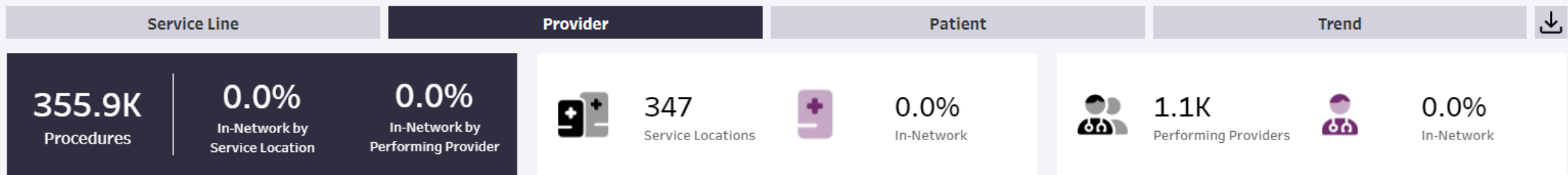
Paste-In Flex-Filter 2

1. Select field: Select...

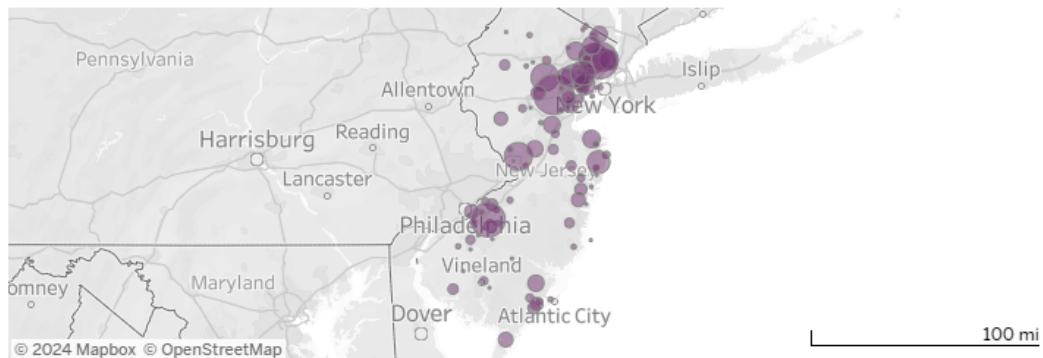
2. Paste values: [input field]

Exclude Null and Unclassified Service Categories?

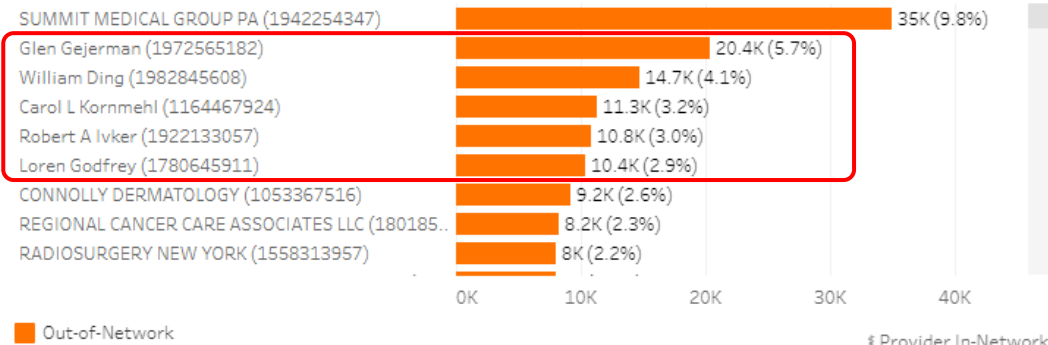
Yes



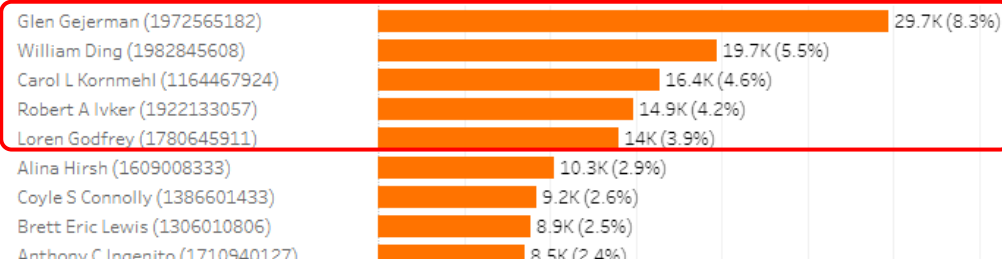
Service Location Zip (Top 100)



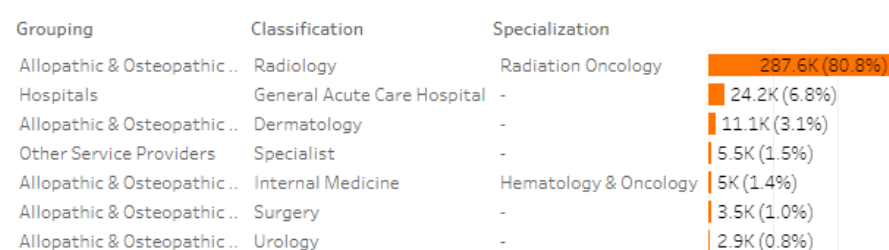
Service Location



Performing Provider



Performing Provider Specialty





Sometimes, in raw claims,
an NPI 1 is in the data field
where an NPI 2 is expected.



This situation is not black and white...



Flex-Filter 1

Filter by: Sub-Service Line

Filter values: Radiation therapy

Data Source: Procedures

Date Range: From 2023-01 To 2023-12

Service Location: Service Location State: NJ, Primary Service Area: -, Service Area Region: -, Secondary Service Area: -

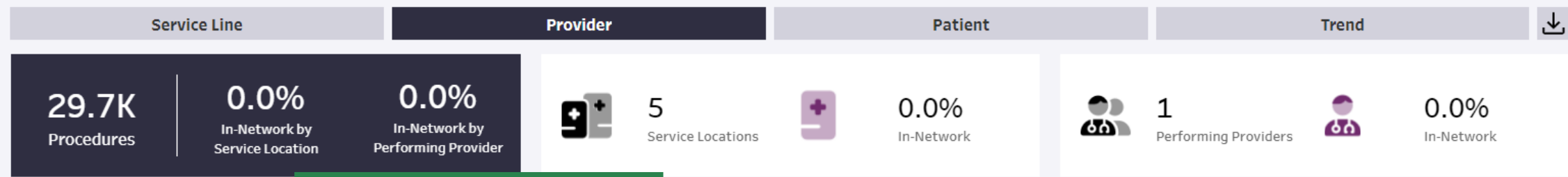
Network Flag: Performing Provider: Out-of-Network, Service Location: Out-of-Network

* Measures show # of Procedures, unless otherwise stated

Flex-Filter 2

Filter by: Select...

Filter values: -



Flex-Filter 3

Filter by: Select...

Filter values: -

Paste-In Search Filters

Paste values from a spreadsheet or from a multi-line document into the filters below

Paste-In Flex-Filter 1

1. Select field: Select...

2. Paste values: []

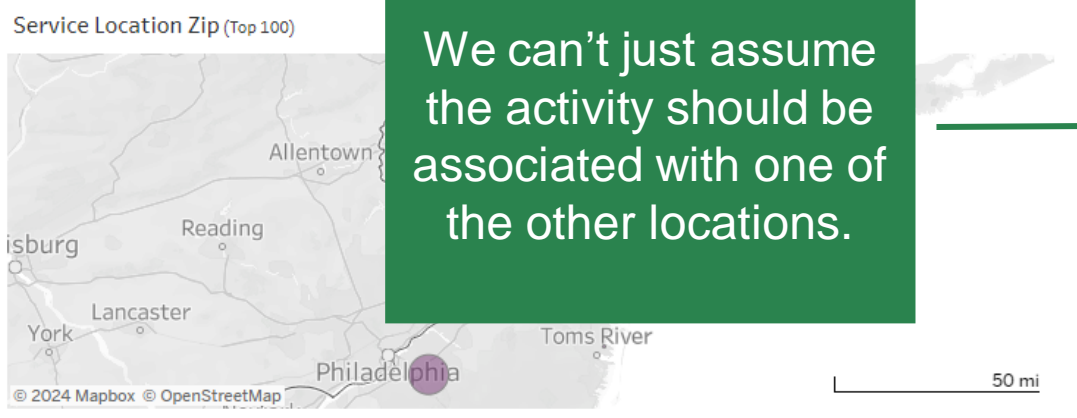
Paste-In Flex-Filter 2

1. Select field: Select...

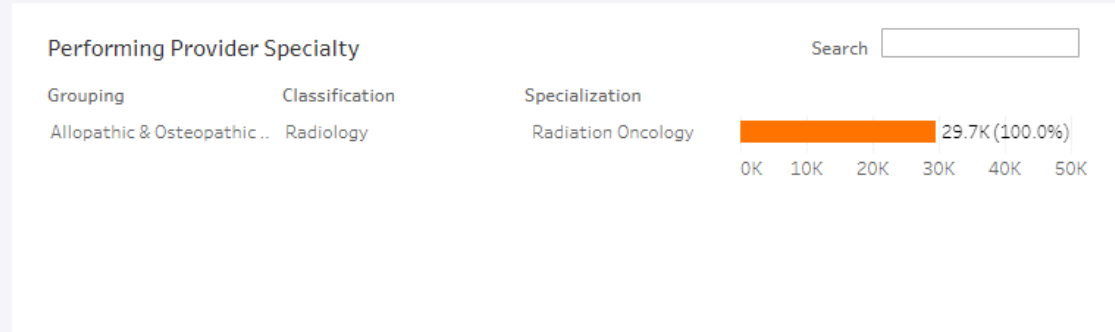
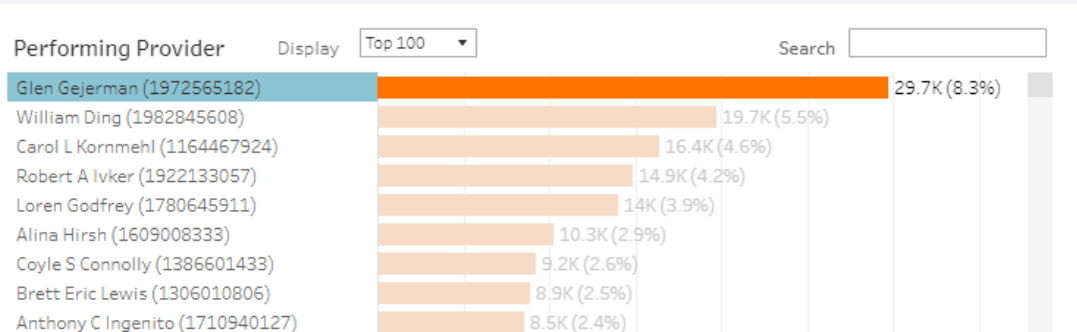
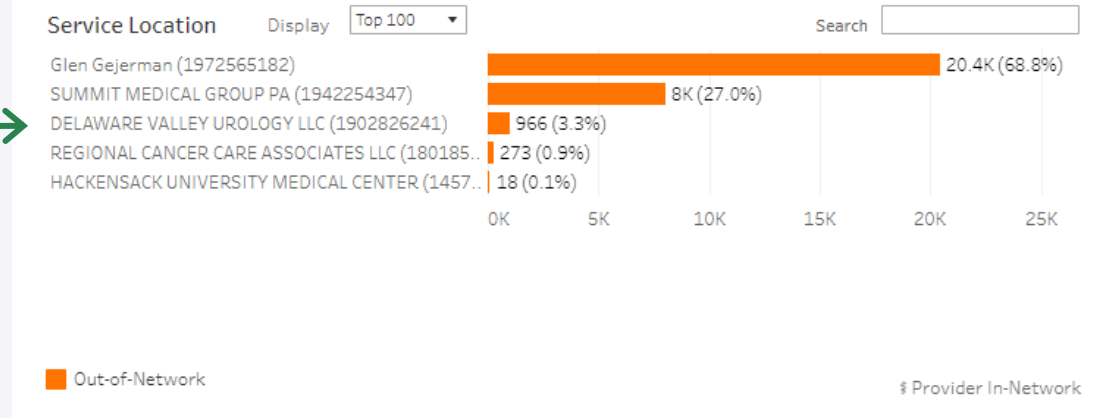
2. Paste values: []

Exclude Null and Unclassified Service Categories?

Yes



We can't just assume the activity should be associated with one of the other locations.



Underlying data showed Billing NPIs were mixed...



Flex-Filter 1

Filter by: Sub-Service Line (Radiation therapy)

Data Source: Procedures

Date Range: From 2023-01 To 2023-12

Service Location: Service Location State (NJ), Primary Service Area (-), Service Area Region (-), Secondary Service Area (-)

Network Flag: Performing Provider (Out-of-Network), Service Location (Out-of-Network)

* Measures show # of Procedures, unless otherwise stated

Flex-Filter 2

Filter by: Select... Filter values: -

Flex-Filter 3

Filter by: Select... Filter values: -

Paste-In Search Filters

Paste values from a spreadsheet or from a multi-line document into the filters below

Paste-In Flex-Filter 1

1. Select field: Select... 2. Paste values: []

Paste-In Flex-Filter 2

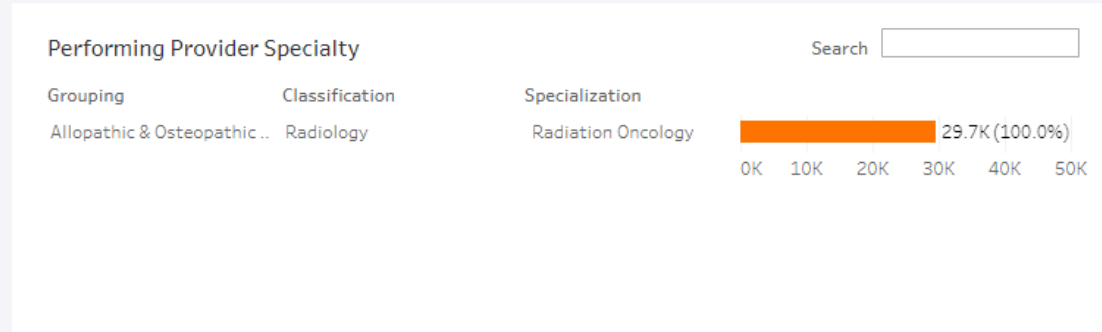
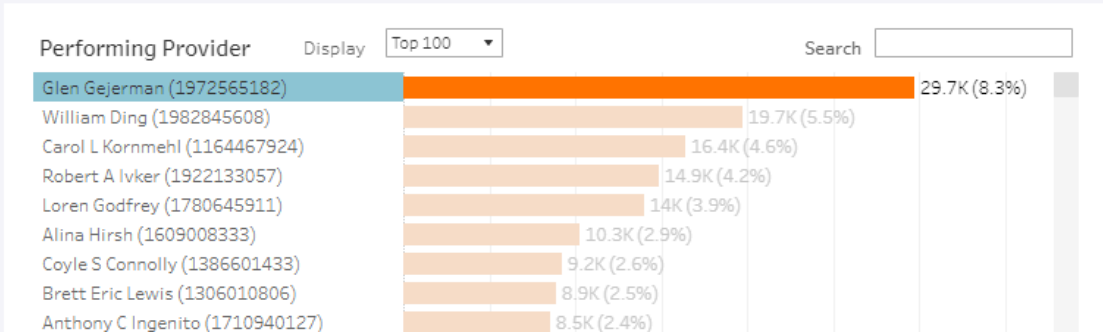
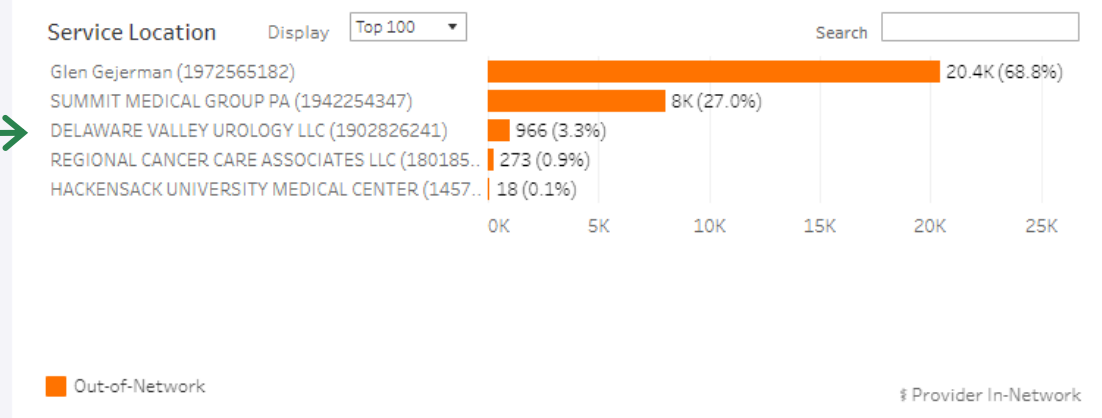
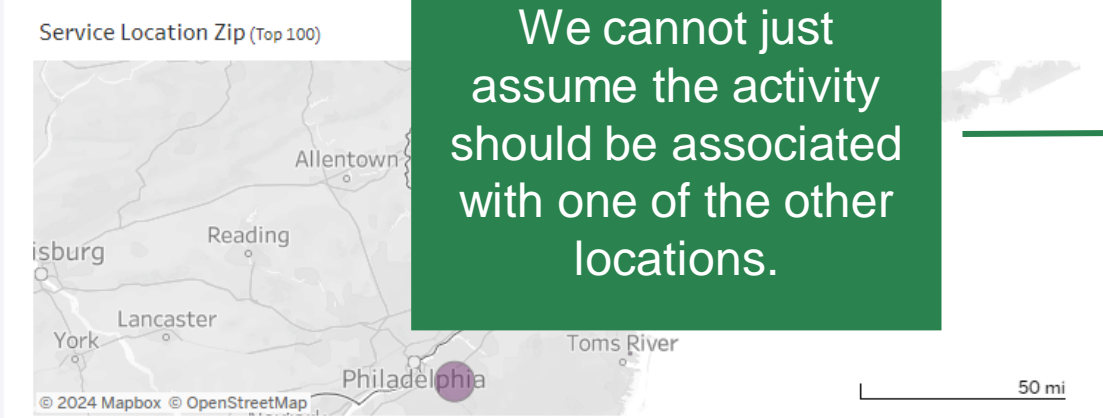
1. Select field: Select... 2. Paste values: []

Exclude Null and Unclassified Service Categories?

Yes

Summary Dashboard:

- Service Line: 29.7K Procedures
- Provider: 0.0% In-Network by Service Location, 0.0% In-Network by Performing Provider
- Patient: 5 Service Locations, 0.0% In-Network
- Trend: 1 Performing Providers, 0.0% In-Network



Dr. Gejerman appears to be part of RCCA in Hackensack, NJ; which had minimal activity in the data.



(844) 301-4158

PATIENT RESOURCES OUR DOCTORS FAQs CONTACT US

- CANCER TREATMENT ▼
- BLOOD DISORDERS ▼
- LOCATIONS ▼
- PATIENTS & CAREGIVERS ▼
- RESOURCES ▼
- FOR PHYSICIANS ▼
- REQUEST APPOINTMENT



GLEN GEJERMAN, MD

BOARD CERTIFICATIONS: Radiation Oncology

LANGUAGES: English

LOCATIONS: Hackensack, NJ

[REQUEST AN APPOINTMENT →](#)

Could Summit Medical Group be billing his work at RCCA? Or is it all Summit-related?



Flex-Filter 1

Filter by: Sub-Service Line (Radiation therapy)

Data Source: Procedures

Date Range: From 2023-01 To 2023-12

Service Location: Service Location State (NJ), Primary Service Area (-), Service Area Region (-), Secondary Service Area (-)

Network Flag: Performing Provider (Out-of-Network), Service Location (Out-of-Network)

* Measures show # of Procedures, unless otherwise stated

Flex-Filter 2

Filter by: Select...

Filter values: -

Flex-Filter 3

Filter by: Select...

Filter values: -

Paste-In Search Filters

Paste values from a spreadsheet or from a multi-line document into the filters below

Paste-In Flex-Filter 1

1. Select field: Select...

2. Paste values: []

Paste-In Flex-Filter 2

1. Select field: Select...

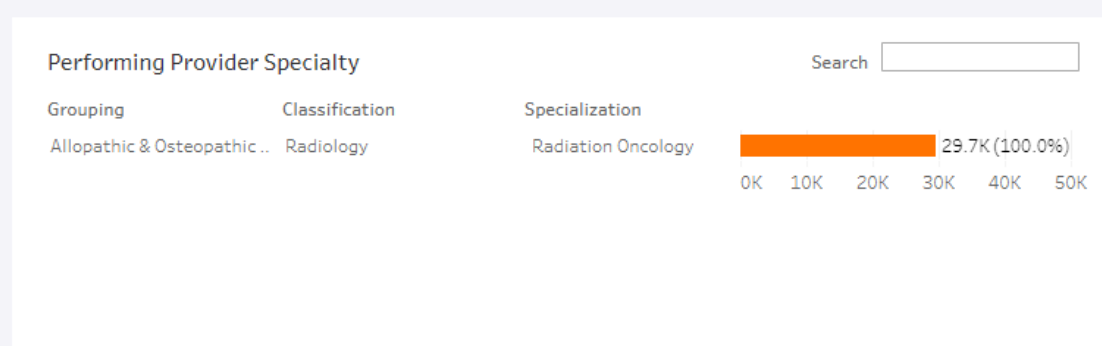
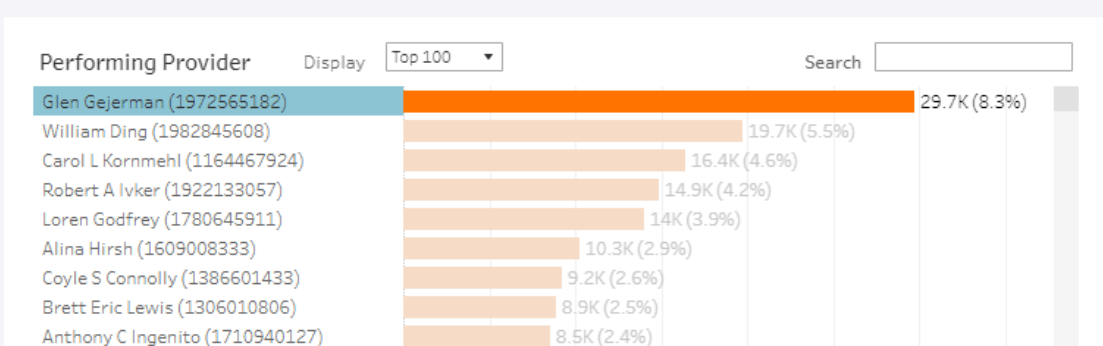
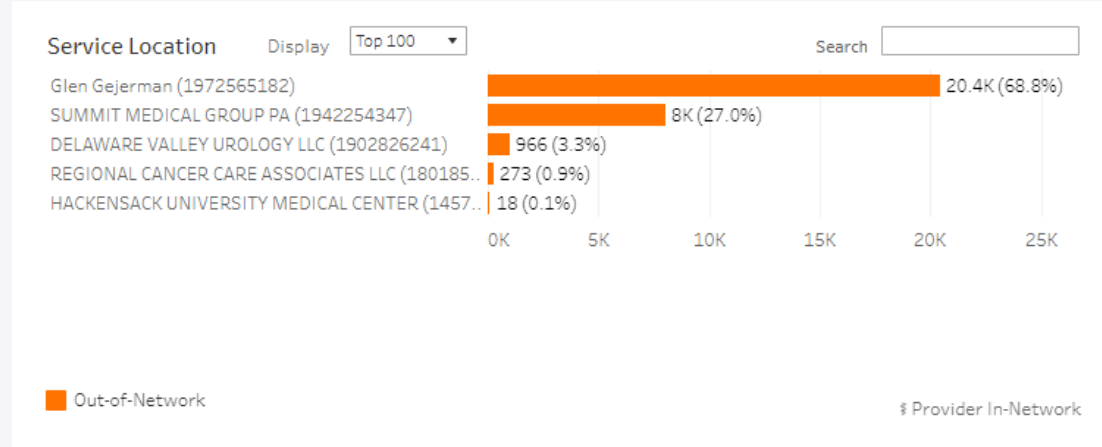
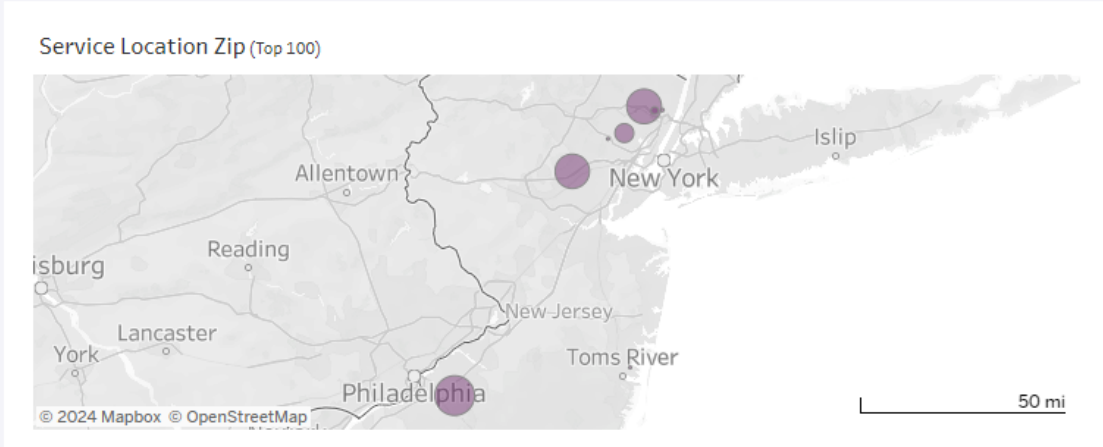
2. Paste values: []

Exclude Null and Unclassified Service Categories?

Yes

Summary Dashboard:

- Service Line:** 29.7K Procedures
- Provider:** 0.0% In-Network by Service Location, 0.0% In-Network by Performing Provider
- Patient:** 5 Service Locations, 0.0% In-Network
- Trend:** 1 Performing Providers, 0.0% In-Network





The reverse can also be true.



Locations can be listed where we expect to see clinicians. Here are some Angiography & Venography volumes.

Flex-Filter 1

Filter by: Sub-Service Line

Filter values: Angiography & venography

Data Source: Procedures

Date Range: From 2023-01 To 2023-12

Service Location: Service Location State: NJ, Primary Service Area: -, Service Area Region: -, Secondary Service Area: -

Network Flag: Performing Provider: (All), Service Location: (All)

* Measures show # of Procedures, unless otherwise stated

Flex-Filter 2

Filter by: Select...

Filter values: -

Flex-Filter 3

Filter by: Select...

Filter values: -

Paste-In Search Filters

Paste values from a spreadsheet or from a multi-line document into the filters below

Paste-In Flex-Filter 1

1. Select field: Select...

2. Paste values:

Paste-In Flex-Filter 2

1. Select field: Select...

2. Paste values:

Exclude Null and Unclassified Service Categories?

Yes

Service Line | **Provider** | **Patient** | **Trend**

85.4K

Procedures

0.0%

In-Network by Service Location

0.0%

In-Network by Performing Provider

842

Service Locations

0.1%

In-Network

3K

Performing Providers

0.0%

In-Network

Service Location Zip (Top 100)

Service Location | Display: Top 100 | Search:

| Service Location | Volume | % |
|------------------------------------------------|--------|--------|
| ARMC FACULTY PRACTICE (1568663250) | 4.6K | (5.4%) |
| UNIVERSITY RADIOLOGY GROUP, LLC (1154367803) | 4K | (4.7%) |
| PULSE VASCULAR, LLC (1255899704) | 3.7K | (4.3%) |
| JERSEY SHORE UNIVERSITY MEDICAL CENTER (179..) | 3.6K | (4.2%) |
| MORRISTOWN MEDICAL CENTER (1053384776) | 2.8K | (3.3%) |
| PROFESSIONAL SERVICE FUND OF DEBORAH (1407..) | 2.7K | (3.2%) |
| VASCULAR HEALTH LLC (1053977801) | 2.3K | (2.7%) |
| HACKENSACK UNIVERSITY MEDICAL CENTER (1457..) | 1.7K | (2.0%) |
| HMH HOSPITALS CORPORATION (1144894577) | 1.7K | (2.0%) |

Legend: Out-of-Network (orange bar), Provider In-Network (grey bar)

Performing Provider | Display: Top 100 | Search:

| Performing Provider | Volume | % |
|-----------------------------------------|--------|--------|
| Paul J Svigals (1265452684) | 726 | (0.8%) |
| UNIVERSITY RADIOLOGY GROUP, LLC (115..) | 672 | (0.8%) |
| Courtney A Krathen (1528326600) | 666 | (0.8%) |
| Burak M Arkonac (1518918838) | 656 | (0.8%) |
| Francis Kang (1831517804) | 632 | (0.7%) |
| Addi Suleiman (1518262088) | 626 | (0.7%) |
| ATLANTICARE PHYSICIAN GROUP PA (109..) | 606 | (0.7%) |
| Vijayendra K Verma (1275585846) | 586 | (0.7%) |
| Sumit Baral (1295153146) | 534 | (0.6%) |

Performing Provider Specialty | Search:

| Grouping | Classification | Specialization | Volume | % |
|-----------------------------|-----------------------------|---------------------------|--------|---------|
| Allopathic & Osteopathic .. | Internal Medicine | Cardiovascular Disease | 22.3K | (26.1%) |
| Allopathic & Osteopathic .. | Internal Medicine | Interventional Cardiolo.. | 19.9K | (23.4%) |
| Allopathic & Osteopathic .. | Radiology | Vascular & Intervention.. | 8.6K | (10.0%) |
| Allopathic & Osteopathic .. | Internal Medicine | - | 7.6K | (8.9%) |
| Allopathic & Osteopathic .. | Surgery | Vascular Surgery | 5K | (5.9%) |
| Allopathic & Osteopathic .. | Radiology | Diagnostic Radiology | 4.4K | (5.1%) |
| Hospitals | General Acute Care Hospital | - | 3.5K | (4.1%) |
| Allopathic & Osteopathic .. | Hospitalist | - | 2.1K | (2.5%) |

So, we know the activity took place, just not who specifically performed it.

Flex-Filter 1

Filter by: Sub-Service Line

Filter values: Angiography & venography

Data Source: Procedures

Date Range: From 2023-01 To 2023-12

Service Location: Service Location State: NJ, Primary Service Area: -, Service Area Region: -, Secondary Service Area: -

Network Flag: Performing Provider: (All), Service Location: (All)

* Measures show # of Procedures, unless otherwise stated

Flex-Filter 2

Filter by: Select...

Filter values: -

Flex-Filter 3

Filter by: Select...

Filter values: -

Paste-In Search Filters

Paste values from a spreadsheet or from a multi-line document into the filters below

Paste-In Flex-Filter 1

1. Select field: Select...

2. Paste values:

Paste-In Flex-Filter 2

1. Select field: Select...

2. Paste values:

Exclude Null and Unclassified Service Categories?

Yes

Service Line | **Provider** | **Patient** | **Trend**

85.4K

Procedures

0.0%

In-Network by Service Location

0.0%

In-Network by Performing Provider

842

Service Locations

0.1%

In-Network

3K

Performing Providers

0.0%

In-Network

Service Location Zip (Top 100)

© 2024 Mapbox © OpenStreetMap

Service Location | Display: Top 100 | Search:

| Service Location | Count | % |
|------------------------------------------------|-------|--------|
| ARMC FACULTY PRACTICE (1568663250) | 4.6K | (5.4%) |
| UNIVERSITY RADIOLOGY GROUP, LLC (1154367803) | 4K | (4.7%) |
| PULSE VASCULAR, LLC (1255899704) | 3.7K | (4.3%) |
| JERSEY SHORE UNIVERSITY MEDICAL CENTER (179..) | 3.6K | (4.2%) |
| MORRISTOWN MEDICAL CENTER (1053384776) | 2.8K | (3.3%) |
| PROFESSIONAL SERVICE FUND OF DEBORAH (1407..) | 2.7K | (3.2%) |
| VASCULAR HEALTH LLC (1053977801) | 2.3K | (2.7%) |
| HACKENSACK UNIVERSITY MEDICAL CENTER (1457..) | 1.7K | (2.0%) |
| HMH HOSPITALS CORPORATION (1144894577) | 1.7K | (2.0%) |

Legend: ■ Out-of-Network

Performing Provider | Display: Top 100 | Search:

| Performing Provider | Count | % |
|-----------------------------------------|-------|--------|
| Paul J Svigals (1265452684) | 726 | (0.8%) |
| UNIVERSITY RADIOLOGY GROUP, LLC (115..) | 672 | (0.8%) |
| Courtney A Krathen (1528326600) | 666 | (0.8%) |
| Burak M Arkonac (1518918838) | 656 | (0.8%) |
| Francis Kang (1831517804) | 632 | (0.7%) |
| Addi Suleiman (1518262088) | 626 | (0.7%) |
| ATLANTICARE PHYSICIAN GROUP PA (109..) | 606 | (0.7%) |
| Vijayendra K Verma (1275585846) | 586 | (0.7%) |
| Sumit Baral (1295153146) | 534 | (0.6%) |

Performing Provider Specialty | Search:

| Grouping | Classification | Specialization | Count | % |
|-----------------------------|-----------------------------|---------------------------|-------|---------|
| Allopathic & Osteopathic .. | Internal Medicine | Cardiovascular Disease | 22.3K | (26.1%) |
| Allopathic & Osteopathic .. | Internal Medicine | Interventional Cardiolo.. | 19.9K | (23.4%) |
| Allopathic & Osteopathic .. | Radiology | Vascular & Intervention.. | 8.6K | (10.0%) |
| Allopathic & Osteopathic .. | Internal Medicine | - | 7.6K | (8.9%) |
| Allopathic & Osteopathic .. | Surgery | Vascular Surgery | 5K | (5.9%) |
| Allopathic & Osteopathic .. | Radiology | Diagnostic Radiology | 4.4K | (5.1%) |
| Hospitals | General Acute Care Hospital | - | 3.5K | (4.1%) |
| Allopathic & Osteopathic .. | Hospitalist | - | 2.1K | (2.5%) |



Can a physician assistant or
a dentist (!) perform a knee
replacement?



Claims data says it's possible!

Flex-Filter 1

Filter by: Sub-Service Line
Filter values: Arthroplasty, knee

Data Source: Procedures

Date Range: From 2023-01 To 2023-12

Service Location: Service Location State: NJ, Primary Service Area: -, Service Area Region: -, Secondary Service Area: -

Network Flag: Performing Provider: (All), Service Location: Out-of-Network

* Measures show # of Procedures, unless otherwise stated

Flex-Filter 2

Filter by: Select...
Filter values: -

Flex-Filter 3

Filter by: Select...
Filter values: -

Paste-In Search Filters: Paste values from a spreadsheet or from a multi-line document into the filters below

Paste-In Flex-Filter 1: 1. Select field: Select..., 2. Paste values: []

Paste-In Flex-Filter 2: 1. Select field: Select..., 2. Paste values: []

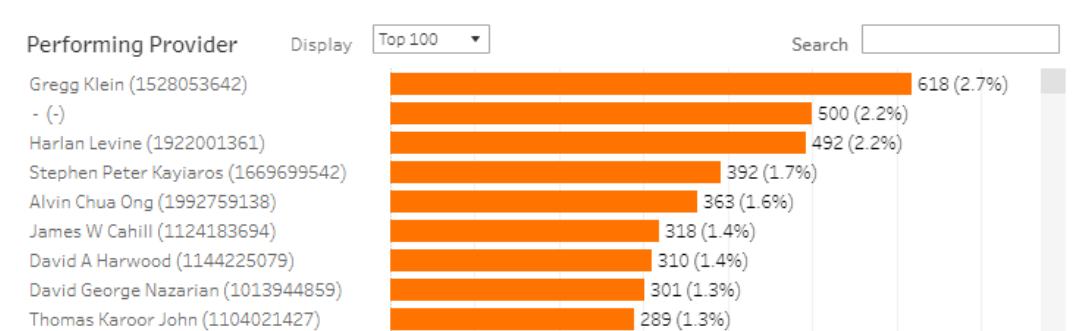
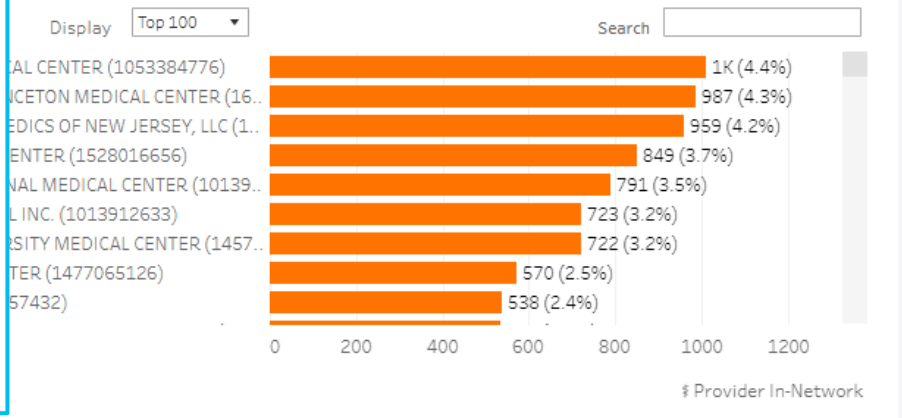
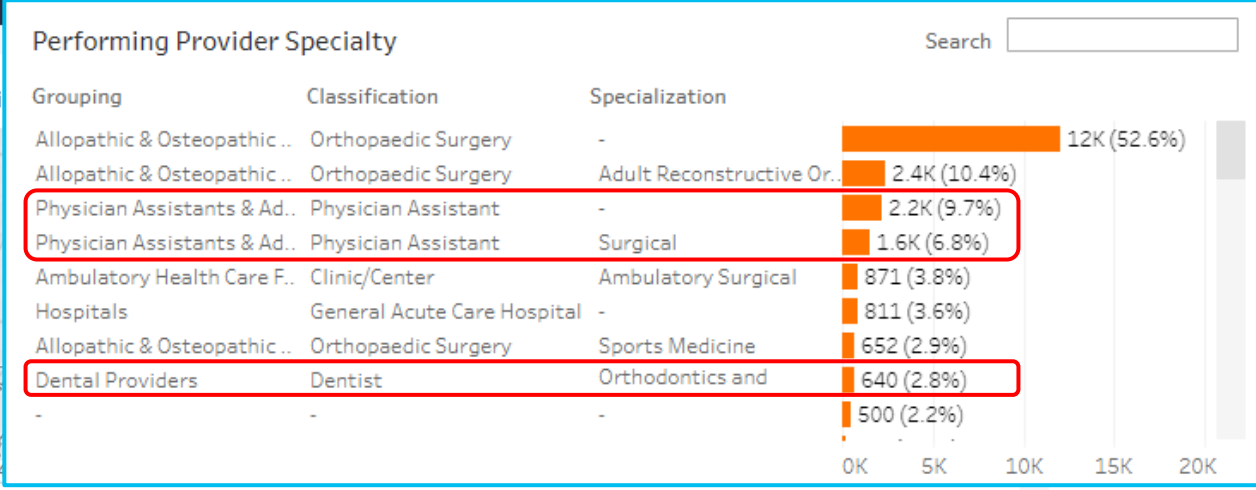
Exclude Null and Unclassified Service Categories? Yes


Service Line | **Provider** | **Patient** | **Trend**

22.8K Procedures | 0.0% In-Network by Service Location | 0.1% In-Network by Performing Provider

350 Service Locations | 0.0% In-Network

867 Performing Providers | 0.2% In-Network





There's a claim field for a provider's specialty, which can have unexpected information.



The data shows Penn Medicine Princeton is the culprit, is isolated to this facility.

640
Procedures

0.0%
In-Network by Service Location

0.0%
In-Network by Performing Provider

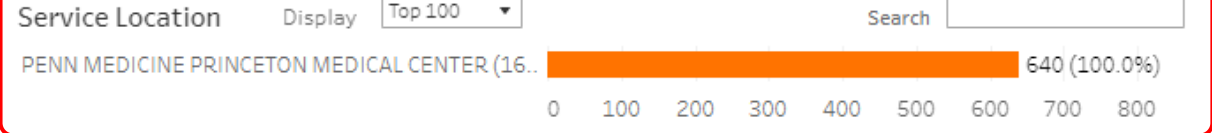
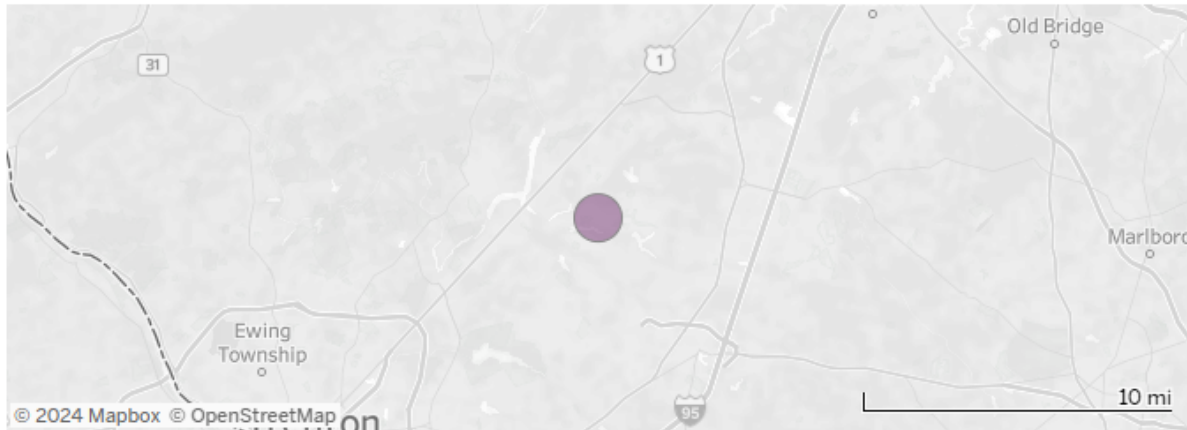
1
Service Locations

0.0%
In-Network

9
Performing Providers

0.0%
In-Network

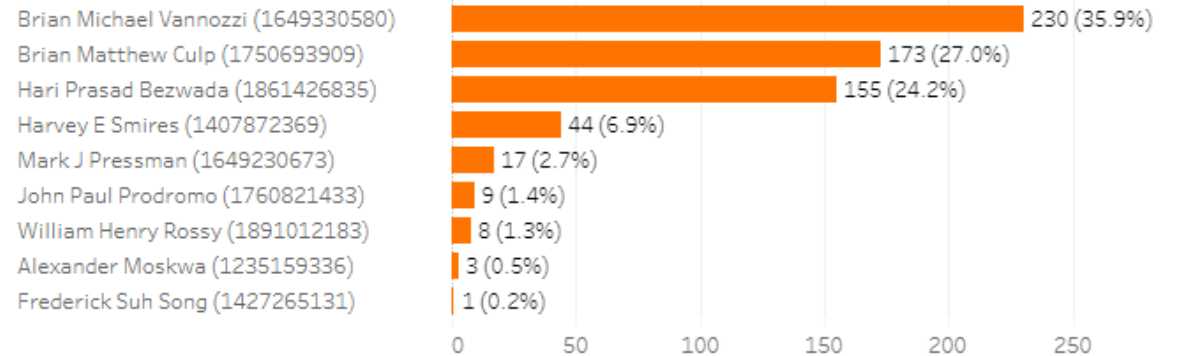
Service Location Zip (Top 100)



■ Out-of-Network § Provider In-Network

Performing Provider

Display **Top 100** Search



■ Out-of-Network § Provider In-Network

Performing Provider Speciality

Search



And, despite the Primary Specialty being correct, the claim indicated the incorrect specialty.

DEFINITIVE HEALTHCARE

* Measures show # of Procedures, unless otherwise stated

Flex-Filter 1

Filter by: Sub-Service Line
Filter values: Arthroplasty, knee

Flex-Filter 2

Filter by: Select...
Filter values: -

Flex-Filter 3

Filter by: Select...
Filter values: -

Paste-In Search Filters

Paste values from a spreadsheet or from a multi-line document into the filters below

Paste-In Flex-Filter 1

1. Select field: Select...
2. Paste values: []

Paste-In Flex-Filter 2

1. Select field: Select...
2. Paste values: []

Exclude Null and Unclassified Service Categories?
 Yes

Data Source: Procedures

Date Range: From: 2023-01, To: 2023-12

Service Location: Service Location State: NJ, Primary Service Area: -, Service Area Region: -, Secondary Service Area: -

Network Flag: Performing Provider: Out-of-Network, Service Location: Out-of-Network

Summary:

- 640 Procedures
- 0.0% In-Network by Service Location
- 0.0% In-Network by Performing Provider
- 1 Service Locations
- 0.0% In-Network
- 9 Performing Providers
- 0.0% In-Network

Service Location Zip (Top 100)

Service Location Display: Top 100

| Service Location | Count | Percentage |
|-----------------------------------------------|-------|------------|
| PENN MEDICINE PRINCETON MEDICAL CENTER (16... | 640 | 100.0% |

Performing Provider Display: Top 100

| Performing Provider | Count | Percentage |
|-------------------------------------|-------|------------|
| Brian Michael Vannozzi (1649330580) | 230 | 35.9% |
| Brian Matthew Culp (1750693909) | 173 | 27.0% |
| Hari Prasad Bezwada (1861426835) | 155 | 24.2% |
| Harvey E Smires (1407872369) | 44 | 6.9% |
| Mark J Pressman (1649230673) | 17 | 2.7% |
| John Paul Prodromo (1760821433) | 9 | 1.4% |
| William Henry Rossy (1891012183) | 8 | 1.3% |
| Alexander Moskwa (1235159336) | 3 | 0.5% |
| Frederick Suh Song (1427265131) | 1 | 0.2% |

Service Location Detail:

Name: Brian Michael Vannozzi (1649330580)
NPI: 1649330580 (Type 1)
Network Flag: Out-of-Network
Primary Grouping: Allopathic & Osteopathic Physicians
Primary Classification: Orthopaedic Surgery
Primary Specialization: -
of Procedures: 230

Primary Address:
325 Princeton Ave
Princeton, NJ 085401617
(609) 924-8131

Provider In-Network:

| Category | Count | Percentage |
|------------------------------|-------|------------|
| Hospitals | 12K | 52.6% |
| General Acute Care Hospital | 5.1K | 3.6% |
| Allopathic & Osteopathic ... | 2.4K | 10.4% |
| Orthopaedic Surgery | 2.2K | 9.7% |
| Sports Medicine | 6K | 6.8% |
| Orthopaedic ... | 1 | 3.8% |
| Orthopaedic ... | 652 | 2.9% |



Importantly, sometimes the claim is more 'right' than a provider's primary specialty.



It isn't a 1:1 situation, based on the distribution of specialties listed for the Penn Medicine location.

987
Procedures

0.0%
In-Network by
Service Location

0.0%
In-Network by
Performing Provider



1
Service Locations



0.0%
In-Network

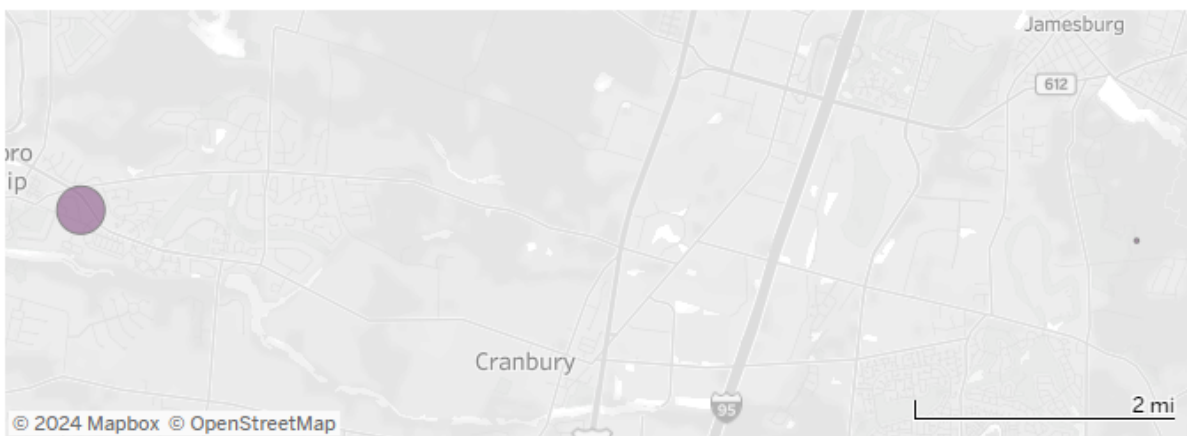


40
Performing Providers



0.0%
In-Network

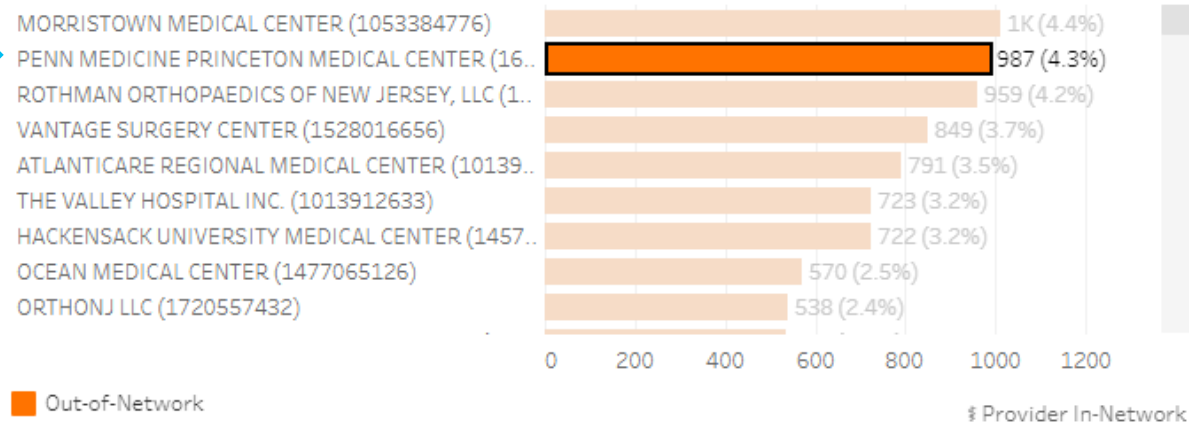
Service Location Zip (Top 100)



Service Location

Display Top 100

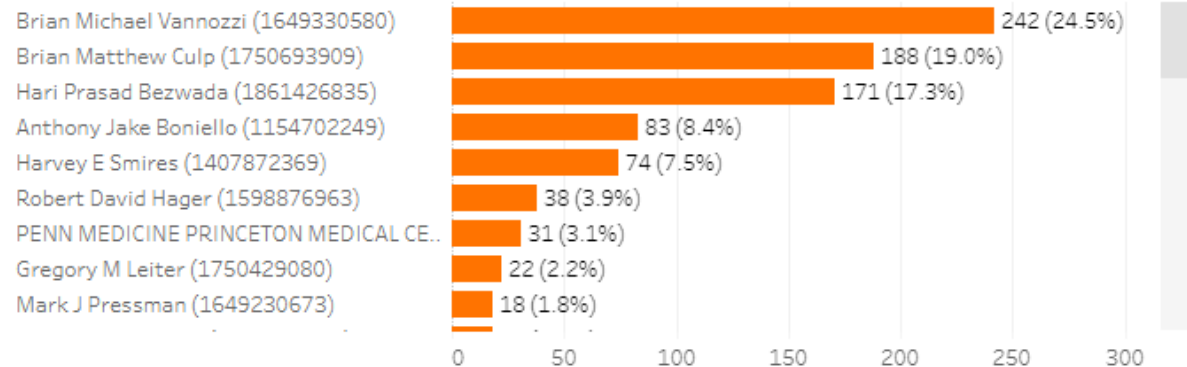
Search



Performing Provider

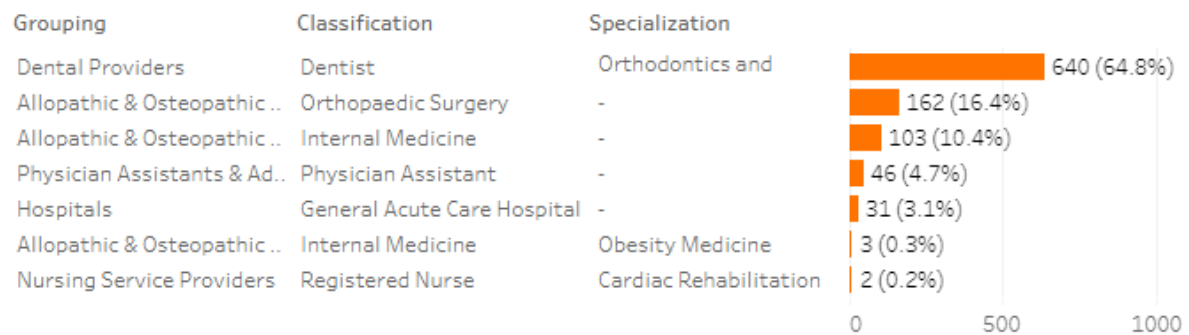
Display Top 100

Search

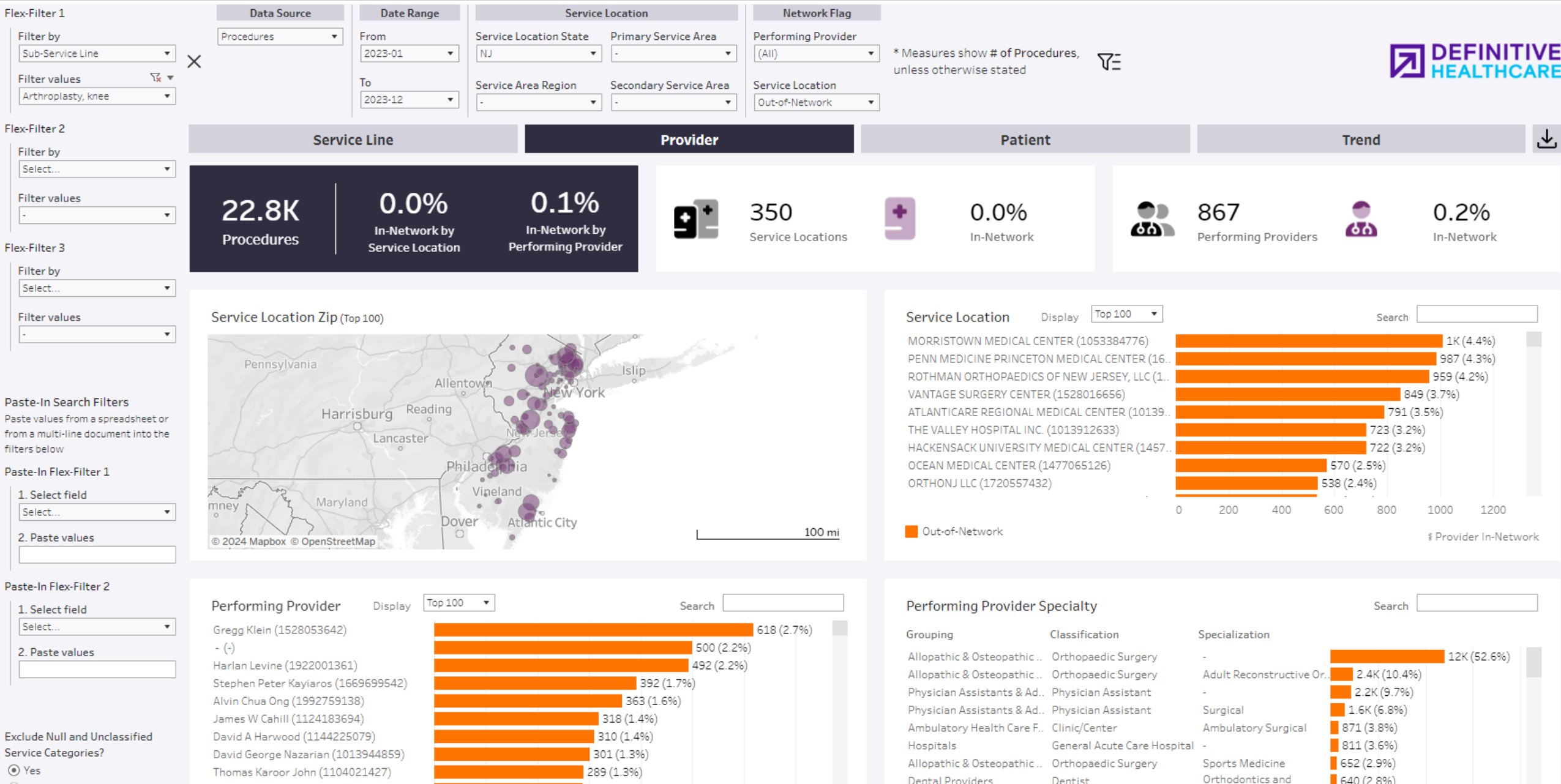


Performing Provider Specialty

Search



If we'd limited our analysis to just the Orthopedic Surgery specialty, we might have missed substantive volumes.





Recommendation #2:

Always start broader market analyses with specific procedures or service lines, before any provider specialty filters.





Master billing is a challenge
for everyone...



A good example is University Radiology in New Jersey

The screenshot shows the University Radiology website homepage. At the top left is the logo and tagline "Leaders in Subspecialty Imaging". A navigation bar includes "OUR SERVICES", "OUR PHYSICIANS", "ABOUT", "CONTACT", "FAQ", and "CAREERS". A secondary navigation bar features icons for "WALK-IN X-RAYS", "SERVICES DIRECTORY", "LOCATIONS & DIRECTIONS", "PATIENT PREP & FORMS", "INSURANCE", "PAYMENT", and "PATIENT PORTAL", along with a "SCHEDULE YOUR VISIT" button. A red banner announces: "TINTON FALLS: Will be open at 10:30am on Friday, June 28th . Thank you for your cooperation." Below this is a purple section titled "KNOW YOUR IMAGING EXPERTS" with the subtext "QUALITY DRIVEN, PATIENT-FOCUSED". It features six statistics: 180+ Fellowship-Trained Subspecialty Physicians, 2.1+ Million Scans Per Year (highlighted with a blue box), Top Doctors & Quality Distinction, 60 Years of Imaging Excellence, Top-Tier Medical School Training, and 98% Patient Satisfaction. The main content area has five columns: "WALK-IN X-RAYS", "3D MAMMOGRAPHY" (with a "SCHEDULE TODAY" badge), "SCHEDULE YOUR VISIT", "24 LOCATIONS" (with a map of NJ), and "PATIENT PREP & FORMS". The footer contains three sections: "ACR GOLD ACCREDITATIONS" (with 8 logos), "ACR CENTERS OF EXCELLENCE" (with 3 logos, including Lung Cancer Screening and Diagnostic Imaging), and "NJ TOP DOCTORS" (with a "New Jersey Choice 2023" logo).



- ### Imaging Center Locations
- Bedminster
 - Bridgewater
 - Cherry Hill
 - East Brunswick
 - Edison
 - Elizabeth
 - Freehold
 - Hillsborough (Rte. 206)
 - Lacey
 - Linden
 - Maplewood
 - Metuchen
 - Monroe
 - Moorestown
 - Neptune
 - New Brunswick
 - Nutley
 - Oakhurst
 - Point Pleasant
 - Somerset
 - Teaneck
 - Tinton Falls
 - Wall
 - Warren



- ### Hospitals
- Bergen New Bridge Medical Center
 - Hunterdon Healthcare
 - Jersey City Medical Center
 - Jersey Shore University Medical Center
 - Monmouth Medical Center
 - Monmouth Medical Center Southern Campus
 - Raritan Bay Medical Center - Old Bridge Division
 - Raritan Bay Medical Center - Perth Amboy Division
 - RWJBarnabas Health - New Brunswick
 - RWJBarnabas Health - Somerset
 - St. Peter's University Hospital
 - Trinitas Regional Medical Center

The overall available data for them is very solid...

Data Source

Procedures

Date Range

From: 2023-01

To: 2023-12

Service Location

Service Location State: NJ

Primary Service Area: -

Service Area Region: -

Secondary Service Area: -

Network Flag

Performing Provider: (All)

Service Location: (All)

* Measures show # of Procedures, unless otherwise stated

Service Line
Provider
Patient
Trend
↓

10.4M

Procedures

0.0%

In-Network by
Service Location

0.1%

In-Network by
Performing Provider

12.7K

Service Locations

0.0%

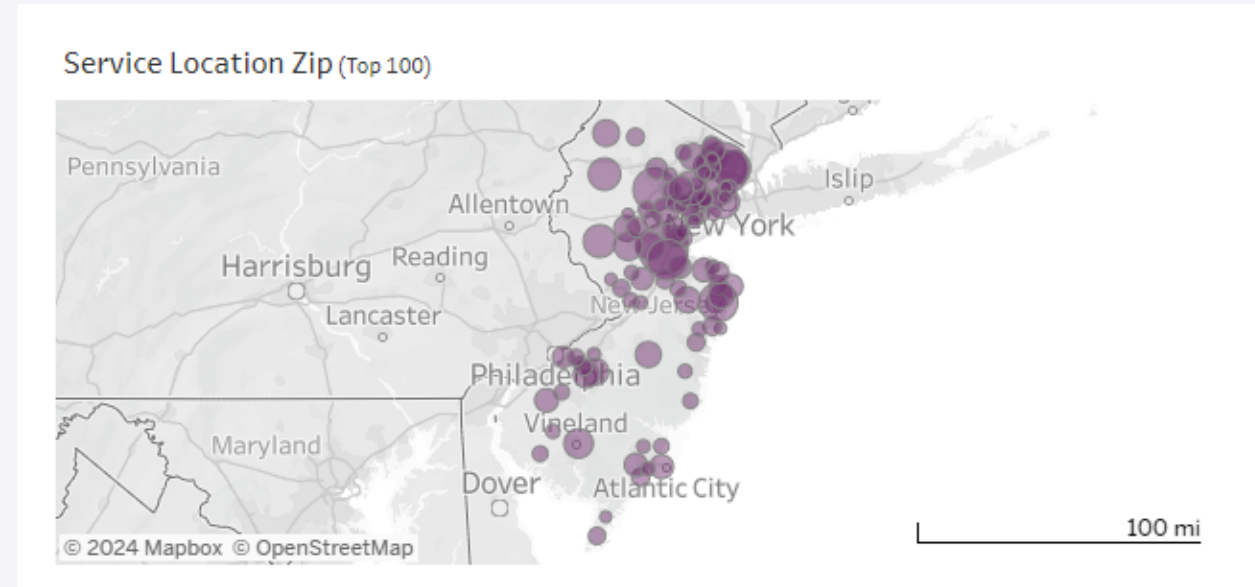
In-Network

35.1K

Performing Providers

0.1%

In-Network



Service Location

Display: Top 100

| Service Location | Out-of-Network | Provider In-Network |
|------------------------------------------------|----------------|---------------------|
| UNIVERSITY RADIOLOGY GROUP, LLC (1154367803) | 2M (19.8%) | |
| AXIA WOMEN'S HEALTH (1548215536) | 228.5K (2.2%) | |
| DRA OF MORRISTOWN AT CEDAR KNOLLS (1629327..) | 168K (1.6%) | |
| ENGLEWOOD HOSPITAL AND MEDICAL CENTER (10..) | 139.3K (1.3%) | |
| SUMMIT MEDICAL GROUP PA (1942254347) | 138.7K (1.3%) | |
| MORRISTOWN MEDICAL CENTER (1053384776) | 134.1K (1.3%) | |
| INSPIRA MEDICAL CENTER VINELAND (1164487542) | 133.3K (1.3%) | |
| HACKENSACK UNIVERSITY MEDICAL CENTER (1457..) | 128.1K (1.2%) | |
| FLEMINGTON RADIOLOGY ASSOCIATES, LLC (19428..) | 124.7K (1.2%) | |

0K 500K 1000K 1500K 2000K 2500K 3000K

Provider In-Network

But specific sub-location detail is missing due to their master billing.

Data Source: Procedures

Date Range: From 2023-01 To 2023-12

Service Location: Service Location State: NJ, Primary Service Area: -, Service Area Region: -, Secondary Service Area: -

Network Flag: Performing Provider: (All), Service Location: (All)

* Measures show # of Procedures, unless otherwise stated

Service Line

Provider

Patient

Trend

10.4M Procedures

0.0% In-Network by Service Location

0.1% In-Network by Performing Provider

12.7K Service Locations

0.0% In-Network

35.1K Performing Providers

0.1% In-Network

Service Location Zi

✓ Keep Only ✖ Exclude ☰

Name: UNIVERSITY RADIOLOGY GROUP, LLC (1154367803)
NPI: 1154367803 (Type 2)
Network Flag: Out-of-Network
of Procedures: 2,045,672

Primary Address:
483 Cranbury Rd
East Brunswick, NJ 088163610
(732) 390-0040

Service Location

Display: Top 100

Search

| | |
|------------------------------------------------|---------------|
| UNIVERSITY RADIOLOGY GROUP, LLC (1154367803) | 2M (19.8%) |
| AXIA WOMEN'S HEALTH (1548215536) | 228.5K (2.2%) |
| DRA OF MORRISTOWN AT CEDAR KNOLLS (1629327..) | 168K (1.6%) |
| ENGLEWOOD HOSPITAL AND MEDICAL CENTER (10..) | 139.3K (1.3%) |
| SUMMIT MEDICAL GROUP PA (1942254347) | 138.7K (1.3%) |
| MORRISTOWN MEDICAL CENTER (1053384776) | 134.1K (1.3%) |
| INSPIRA MEDICAL CENTER VINELAND (1164487542) | 133.3K (1.3%) |
| HACKENSACK UNIVERSITY MEDICAL CENTER (1457..) | 128.1K (1.2%) |
| FLEMINGTON RADIOLOGY ASSOCIATES, LLC (19428..) | 124.7K (1.2%) |

Out-of-Network

Provider In-Network

To overcome this, sometimes claims data contains sub-location detail by Zip 5, but it is often inconsistent.

| Billing Entity | Service Location | Registered Zip | Claim Zip | Year | | | Grand Total |
|---------------------------------|---------------------------------|----------------|-----------|---------|---------|---------|-------------|
| | | | | 2020 | 2021 | 2022 | |
| UNIVERSITY RADIOLOGY GROUP, LLC | UNIVERSITY RADIOLOGY GROUP, LLC | 08816 | 08816 | 379,232 | 474,445 | 604,731 | 1,458,408 |
| UNIVERSITY RADIOLOGY GROUP, LLC | UNIVERSITY RADIOLOGY GROUP, LLC | 08816 | 08901 | 122,979 | 139,792 | 150,063 | 412,834 |
| UNIVERSITY RADIOLOGY GROUP, LLC | UNIVERSITY RADIOLOGY GROUP, LLC | 08816 | 07753 | 82,931 | 96,561 | 101,324 | 280,816 |
| UNIVERSITY RADIOLOGY GROUP, LLC | UNIVERSITY RADIOLOGY GROUP, LLC | 08816 | 07302 | 59,195 | 64,716 | 71,207 | 195,118 |
| UNIVERSITY RADIOLOGY GROUP, LLC | UNIVERSITY RADIOLOGY GROUP, LLC | 08816 | 08873 | 45,190 | 54,241 | 58,795 | 158,226 |
| UNIVERSITY RADIOLOGY GROUP, LLC | UNIVERSITY RADIOLOGY GROUP, LLC | 08816 | 08840 | 63,543 | 42,702 | 48,689 | 154,934 |
| UNIVERSITY RADIOLOGY GROUP, LLC | UNIVERSITY RADIOLOGY GROUP, LLC | 08816 | 07208 | 37,101 | 42,029 | 47,913 | 127,043 |
| UNIVERSITY RADIOLOGY GROUP, LLC | UNIVERSITY RADIOLOGY GROUP, LLC | 08816 | 08876 | 1,602 | 61,301 | 59,143 | 122,046 |
| UNIVERSITY RADIOLOGY GROUP, LLC | UNIVERSITY RADIOLOGY GROUP, LLC | 08816 | 08831 | 26,788 | 32,497 | 34,867 | 94,152 |
| UNIVERSITY RADIOLOGY GROUP, LLC | UNIVERSITY RADIOLOGY GROUP, LLC | 08816 | 07059 | 27,494 | 31,593 | 33,115 | 92,202 |
| UNIVERSITY RADIOLOGY GROUP, LLC | UNIVERSITY RADIOLOGY GROUP, LLC | 08816 | 08820 | 24,310 | 32,188 | 34,309 | 90,807 |
| UNIVERSITY RADIOLOGY GROUP, LLC | UNIVERSITY RADIOLOGY GROUP, LLC | 08816 | 08807 | 22,821 | 29,333 | 33,243 | 85,397 |
| UNIVERSITY RADIOLOGY GROUP, LLC | UNIVERSITY RADIOLOGY GROUP, LLC | 08816 | 08863 | 24,799 | 28,902 | 30,019 | 83,720 |
| UNIVERSITY RADIOLOGY GROUP, LLC | UNIVERSITY RADIOLOGY GROUP, LLC | 08816 | 08857 | 22,879 | 27,399 | 31,087 | 81,365 |
| UNIVERSITY RADIOLOGY GROUP, LLC | UNIVERSITY RADIOLOGY GROUP, LLC | 08816 | 07740 | 1,740 | 36,994 | 36,987 | 75,721 |
| UNIVERSITY RADIOLOGY GROUP, LLC | UNIVERSITY RADIOLOGY GROUP, LLC | 08816 | 07102 | 29,087 | 31,244 | 9,280 | 69,611 |
| UNIVERSITY RADIOLOGY GROUP, LLC | UNIVERSITY RADIOLOGY GROUP, LLC | 08816 | 07666 | 18,840 | 23,843 | 23,643 | 66,326 |
| UNIVERSITY RADIOLOGY GROUP, LLC | UNIVERSITY RADIOLOGY GROUP, LLC | 08816 | 08731 | 15,479 | 20,594 | 22,382 | 58,455 |

Vast majority of data tied to main Registered Primary Location Zip code



Another version of master billing is one NPI 2 used for many different types of locations.

 53 Locations!

| 1093090342 | Doing Business As: | |
|-----------------------------------------------------------------------------------------------------------------------------------------------------------|-----------------------------------------------------|------------------------------------------------------------------|
| <p>SANFORD MEDICAL CENTER</p> <p>This will overstate Sanford Medical Center activity AND Make the individual locations' data less clear</p> | SANFORD DERMATOLOGY CLINIC | SANFORD 32ND & ELLIS FAMILY MEDICINE CLINIC |
| | SANFORD CHILDREN'S 32ND & ELLIS CLINIC | SANFORD MATERNAL FETAL MEDICINE CLINIC |
| | SANFORD USD MEDICAL CENTER | SANFORD 26TH AND SYCAMORE FAMILY MEDICINE |
| | SANFORD INFECTIOUS DISEASE CLINIC | SANFORD NEUROLOGY CLINIC |
| | SANFORD INTERNAL MEDICINE CLINIC | SANFORD EYE CENTER & OPTICAL |
| | SANFORD CHILDREN'S 69TH & LOUISE CLINIC | SANFORD RHEUMATOLOGY CLINIC |
| | SANFORD PHYSICAL MEDICINE AND REHABILITATION | SANFORD HARRISBURG CLINIC |
| | SANFORD 69TH & MINNESOTA FAMILY MEDICINE | SANFORD EAR NOSE & THROAT CLINIC |
| | SANFORD OBSTETRICS & GYNECOLOGY 32ND & ELLIS CLINIC | SANFORD CHILDREN'S 26TH & SYCAMORE CLINIC |
| | SANFORD CHILDREN'S RESIDENCY CLINIC | SANFORD CLINIC ALLERGY AND IMMUNOLOGY |
| | SANFORD ACUTE CARE SPORTS COMPLEX CLINIC | SANFORD FEMALE PELVIC MEDICINE AND RECONSTRUCTIVE SURGERY CLINIC |
| | SANFORD DIABETES AND THYROID CLINIC | SANFORD HEALTH FERTILITY & REPRODUCTIVE CLINIC |
| | SANFORD GASTROENTEROLOGY CLINIC | SANFORD BRANDON FAMILY MEDICINE |
| | SANFORD NEUROSURGERY AND SPINE CLINIC | SANFORD PULMONARY MEDICINE CLINIC |
| | SANFORD VASCULAR ASSOCIATES | SANFORD EDITH SANFORD BREAST CENTER |
| | SANFORD WOMEN'S PRIMARY CARE CLINIC | SANFORD GYNECOLOGIC ONCOLOGY CLINIC |
| | SANFORD MOLECULAR IMAGING CLINIC | SANFORD USD 34TH & KIWANIS FAMILY MEDICINE CLINIC |
| | SANFORD ORTHOPEDICS & SPORTS MEDICINE | SANFORD ACUTE CARE 26TH & SYCAMORE CLINIC |
| | SANFORD USD MEDICAL CENTER-CRNA/ED | SANFORD 69TH & LOUISE FAMILY MEDICINE |
| | SANFORD ACUTE CARE 69TH & MINNESOTA CLINIC | SANFORD CARDIOVASCULAR INSTITUTE |
| | SANFORD 4TH AND SYCAMORE FAMILY MEDICINE | SANFORD CHILDREN'S CLINIC SANFORD USD MEDICAL CENTER MB2 |
| | EDITH SANFORD BREAST SPECIALTY CLINIC | SANFORD HEALTH EDITH SANFORD BREAST CENTER BRIDGES |
| | SANFORD CHILDREN'S SPECIALTY CLINIC | SANFORD 49TH AND OXBOW FAMILY MEDICINE |
| | SANFORD SURGICAL ASSOCIATES | SANFORD NEPHROLOGY CLINIC |
| | SANFORD OBSTETRICS AND GYNECOLOGY CLINIC | SANFORD HEALTH PSYCHIATRY & PSYCHOLOGY CLINIC |
| | SANFORD ACUTE CARE 32ND & ELLIS CLINIC | |

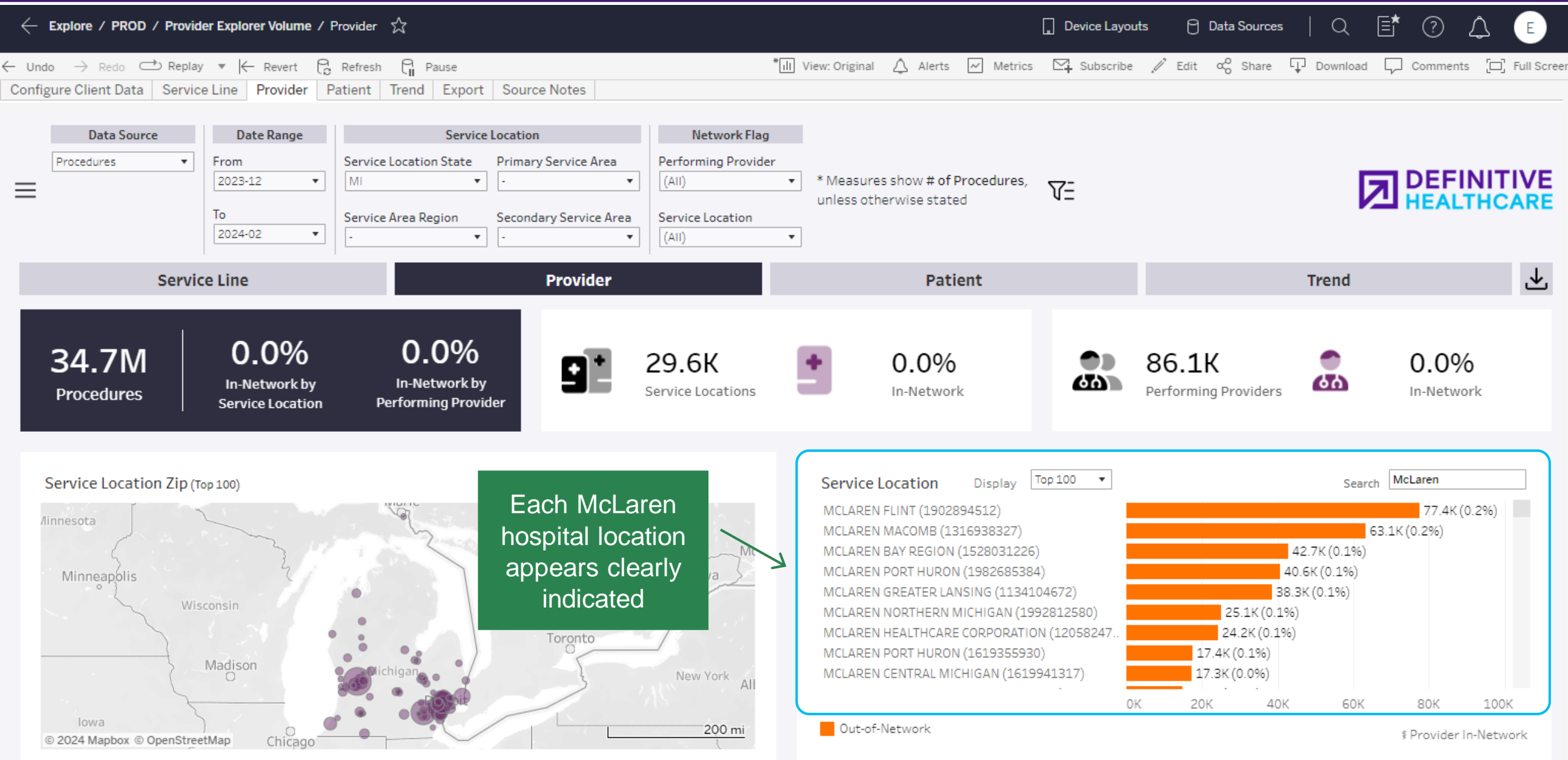




Location names may be
even more challenging...



When NPPES registrations are location specific, they are great...



But often they are not...

Provider Explorer Volume / Provider

Device Layouts | Data Sources | Search | Alerts | Metrics | Subscribe | Edit | Share | Download | Comments | Full Screen

Undo | Redo | Replay | Revert | Refresh | Pause

View: Original | Alerts | Metrics | Subscribe | Edit | Share | Download | Comments | Full Screen

DEFINITIVE HEALTHCARE

REGENTS OF THE UNIVERSITY OF MICHIGAN (1871528026)
NPI: 1871528026 (Type 2)
Network Flag: Out-of-Network
of Procedures: 80,221
Primary Address: 1500 E Medical Center Dr, Ann Arbor, MI 481095000, (734) 936-4000

REGENTS OF THE UNIVERSITY OF MICHIGAN (1952331936)
NPI: 1952331936 (Type 2)
Network Flag: Out-of-Network
of Procedures: 41,017
Primary Address: 1500 E Medical Center Dr, Ann Arbor, MI 481095000, (734) 936-4000

Service Location | Display: Top 100 | Search: University of Michigan

| Service Location | Procedures | % |
|-----------------------------------------------|------------|------|
| UNIVERSITY OF MICHIGAN HEALTH SYSTEM (10038.. | 604.5K | 1.7% |
| EDWARD W SPARROW HOSPITAL ASSOCIATION (10.. | 30.7K | 0.1% |
| UNIVERSITY OF MICHIGAN HEALTH-SPARROW LAN.. | 50.3K | 0.1% |
| REGENTS OF THE UNIVERSITY OF MICHIGAN (1871.. | 80.2K | 0.2% |
| REGENTS OF THE UNIVERSITY OF MICHIGAN (1568.. | 45.7K | 0.1% |
| REGENTS OF THE UNIVERSITY OF MICHIGAN (1952.. | 41K | 0.1% |
| REGENTS OF THE UNIVERSITY OF MICHIGAN (1366.. | 36K | 0.1% |
| REGENTS OF THE UNIVERSITY OF MICHIGAN (1033.. | 30.9K | 0.1% |
| REGENTS OF THE UNIVERSITY OF MICHIGAN (1508.. | 27.7K | 0.1% |

- Two different NPIs
- Same location name
- Same address
- Substantial activity at both

34.7M Procedures | 0.0% In-Network by Service Location | 0.0% In-Network by Performing Provider | 29.6K Service Locations | 0.0% In-Network

© 2024 Mapbox © OpenStreetMap | Chicago | 200 mi

Bottom line: When NPES registrations are location specific they are great...

Filter by Procedures From 2023-12 To 2024-02

Filter values (All)

McLaren

- MCLAREN BAY REGION (1831163070)
- MCLAREN BAY SPECIAL CARE (1962512863)
- MCLAREN BAY WEST BRANCH RHC (1033732391)
- MCLAREN CARENOW (1801460852)
- MCLAREN CARO PRIMARY AND SPECIALTY CARE (1487166609)
- MCLAREN CARO QUICK CARE AND SPECIALTY SERVICES (1033621263)
- MCLAREN CARO REGION (1073568978)
- MCLAREN CARO REGION (1407477136)
- MCLAREN CARO REGION FAMILY MEDICINE - VASSAR (1699396523)
- MCLAREN CENTRAL - CLARE CLINIC (1932729787)
- MCLAREN CENTRAL - WEIDMAN CLINIC (1821618687)
- MCLAREN CENTRAL MEDICAL LABORATORY (1477938686)
- MCLAREN CENTRAL MICHIGAN - HEALTH PARK 4 (1487274940)
- MCLAREN CENTRAL MICHIGAN (1093742306)
- MCLAREN CENTRAL MICHIGAN (1154357028)
- MCLAREN CENTRAL MICHIGAN (1174145221)
- MCLAREN CENTRAL MICHIGAN (1306467238)
- MCLAREN CENTRAL MICHIGAN (1346862455)
- MCLAREN CENTRAL MICHIGAN (1619941317)
- MCLAREN CENTRAL MICHIGAN (1710235775)
- MCLAREN CENTRAL MICHIGAN (1821610965)
- MCLAREN CENTRAL MICHIGAN (1841812989)
- MCLAREN CENTRAL URGENT CARE (1770775348)
- MCLAREN FLINT (1154469005)
- MCLAREN FLINT (1205048154)
- MCLAREN FLINT (1225019607)
- MCLAREN FLINT (1275807372)
- MCI ARFN FI INT (1346373339)

SPOKE TOO SOON!

34.7M Procedures | **0.0%** In-Network by Service Location | **0.0%** In-Network Performing

86.1K Performing Providers | **0.0%** In-Network

Service Location Zip (Top 100)

| Zip Code | Count | Percentage |
|----------|-------|------------|
| 48106 | 77.4K | 0.2% |
| 48107 | 63.1K | 0.2% |
| 48108 | 42.7K | 0.1% |
| 48109 | 40.6K | 0.1% |
| 48110 | 38.3K | 0.1% |
| 48111 | 25.1K | 0.1% |
| 48112 | 24.2K | 0.1% |
| 48113 | 17.4K | 0.1% |
| 48114 | 17.3K | 0.0% |



Location types may also
confuse...



Christus Mother Frances Hospital Tyler is a General Acute Care Hospital...

← Explore / PROD / Provider Explorer Volume / Provider ☆

Device Layouts | Data Sources | ? | E

Undo | Redo | Replay | Revert | Refresh | Pause | View: Original | Alerts | Metrics | Subscribe | Edit | Share | Download | Comments | Full Screen

Configure Client Data | Service Line | Provider | Patient | Trend | Export | Source Notes

Flex-Filter 1

Filter by: Service Location Provider P...

Filter values: Hospitals | General Acute C...

Data Source: Procedures

Date Range: From 2023-12 To 2024-02

Service Location

Service Location State: TX | Primary Service Area: -

Service Area Region: - | Secondary Service Area: -

Network Flag

Performing Provider: (All) * Measures show # of Procedures, unless otherwise stated

Service Location: Out-of-Network

Flex-Filter 2

Filter by: Service Location Provider G...

Filter values: (All)

Flex-Filter 3

Filter by: Select...

Filter values: -

Service Line | **Provider** | Patient | Trend

239.8K

Procedures

0.0%

In-Network by Service Location

0.2%

In-Network by Performing Provider

1

Service Locations

0.0%

In-Network

1.4K

Performing Providers

0.1%

In-Network

Service Location Zip (Top 100)

© 2024 Mapbox © OpenStreetMap

Service Location | Display: Top 100 | Search: _____

| Service Location | Volume | In-Network % |
|------------------------------------------------------|---------------|--------------|
| UT SOUTHWESTERN UNIVERSITY HOSPITAL (12857.. | 1.3M | 10.2% |
| TEXAS HEALTH HARRIS METHODIST HOSPITAL FOR.. | 487.5K | 3.7% |
| UNIVERSITY OF TEXAS MEDICAL BRANCH (1548226.. | 379.5K | 2.9% |
| METHODIST HOSPITAL (1124074273) | 379.3K | 2.9% |
| PARKLAND HEALTH (1932123247) | 366.6K | 2.8% |
| CHRISTUS MOTHER FRANCES HOSPITAL TYLER (167.. | 239.8K | 1.8% |
| TEXAS HEALTH PRESBYTERIAN HOSPITAL PLANO (1.. | 236.8K | 1.8% |
| TEXAS HEALTH PRESBYTERIAN HOSPITAL DALLAS (.. | 235.1K | 1.8% |
| TEXAS HEALTH HARRIS METHODIST HOSPITAL SOU.. | 232K | 1.8% |

0K 500K 1000K 1500K 2000K

■ Out-of-Network

Provider In-Network

Paste-In Search Filters

Paste values from a spreadsheet or from a multi-line document into the filters below

Paste-In Flex-Filter 1

1. Select field: Select...

2. Paste values: _____

But in their claims data they have a personality disorder!

The dashboard displays various filters and data points. The 'Flex-Filter 1' section includes filters for Data Source (Procedures), Date Range (2023-12 to 2024-02), Service Location (TX), and Network Flag (Out-of-Network). The 'Flex-Filter 2' section is currently open, showing a list of service categories with checkboxes. The main data table shows 239.8K procedures, 0.0% in-network, and 0.2K out-of-network. The bar chart shows the top 100 service locations, with UT Southwestern University Hospital having the highest volume at 1.3M (10.2%).

Flex-Filter 1

- Filter by: Service Location Provider P...
- Filter values: Hospitals | General Acute C...
- Data Source: Procedures
- Date Range: From 2023-12, To 2024-02
- Service Location: TX
- Network Flag: (All)

Flex-Filter 2

- Filter by: Service Location Provider G...
- Filter values: (All)
- Service Line: 239.8K
- Provider: 0.0%
- Patient: 0.2K

Summary Metrics

- Service Locations: 1
- In-Network: 0.0%
- Performing Providers: 1.4K
- In-Network: 0.1%

Service Location Data

| Service Location | Volume | Percentage |
|-----------------------------------------------|--------|------------|
| UT SOUTHWESTERN UNIVERSITY HOSPITAL (12857.. | 1.3M | 10.2% |
| TEXAS HEALTH HARRIS METHODIST HOSPITAL FOR.. | 487.5K | 3.7% |
| UNIVERSITY OF TEXAS MEDICAL BRANCH (1548226.. | 379.5K | 2.9% |
| METHODIST HOSPITAL (1124074273) | 379.3K | 2.9% |
| PARKLAND HEALTH (1932123247) | 366.6K | 2.8% |
| CHRISTUS MOTHER FRANCES HOSPITAL TYLER (167.. | 239.8K | 1.8% |
| TEXAS HEALTH PRESBYTERIAN HOSPITAL PLANO (1.. | 236.8K | 1.8% |
| TEXAS HEALTH PRESBYTERIAN HOSPITAL DALLAS (.. | 235.1K | 1.8% |
| TEXAS HEALTH HARRIS METHODIST HOSPITAL SOU.. | 232K | 1.8% |



Even knowing where a
specific provider performs
their activity can be
difficult...



Let's look at this Urologist in California...



Vera Trofimenko (1518224112)
Out-Of-Network

Primary Address
720 N Tustin Ave, Ste 104 Santa Ana, CA 92705

Primary Taxonomy
Allopathic & Osteopathic Physicians > Urology > None

Summary

Volume

Pathways



Data Source

Procedures

Date Range

From
2023-01

To
2023-12

Service Location

State
(All)

Primary Service Area
-

Service Area Region
-

Secondary Service Area
-

* Measures show # of Procedures, unless otherwise stated

3.8K

Procedures

0.0%

In-Network by
Service Location

0.0%

In-Network by
Performing Provider



8

Service Locations



0.0%

In-Network



1

Performing Providers



0.0%

In-Network

The majority of her activity, according to claims, occurs at “Lamia L. Gabal, MD, Inc.”

3.8K

Procedures

0.0%

In-Network by
Service Location

0.0%

In-Network by
Performing Provider



8

Service Locations



0.0%

In-Network



1

Performing Providers



0.0%

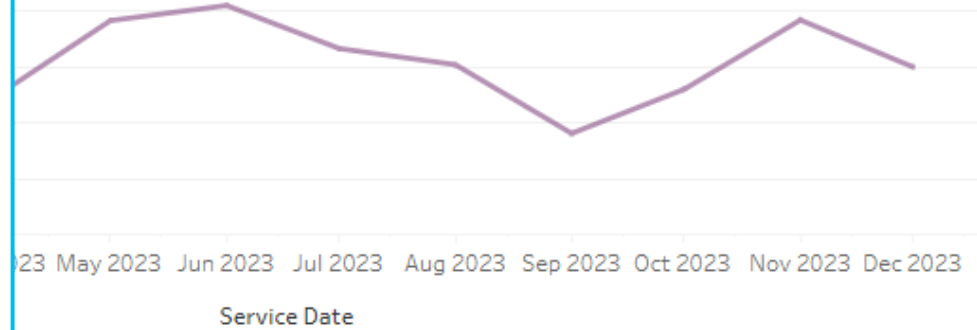
In-Network

Service Location Zip

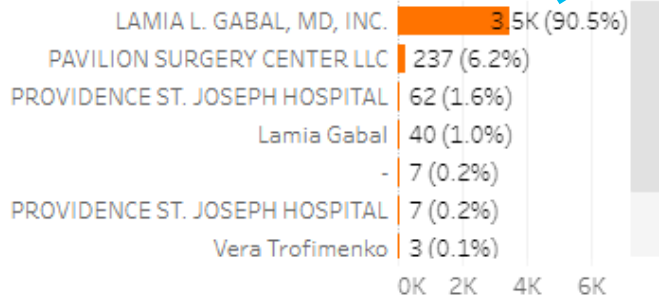


Name: LAMIA L. GABAL, MD, INC.
 NPI: 1801000542 (Type Type 2)
 Network Flag: Out-of-Network
 Primary Grouping: Allopathic & Osteopathic Physicians
 Primary Classification: Urology
 Primary Specialization: Pediatric Urology
 # of Procedures: 3,451 (90.5%)

Primary Address
 720 N Tustin Ave, # 140
 Santa Ana, CA 927053606
 (949) 825-7650



Service Locations



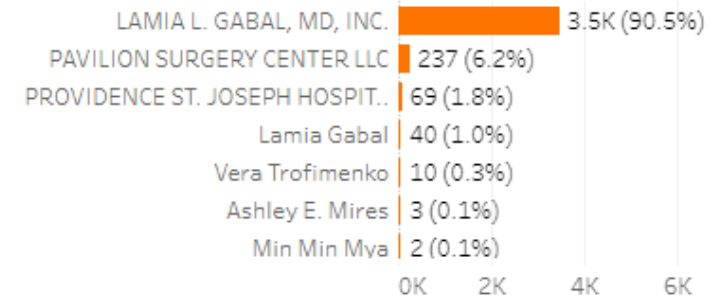
Out-of-Network

Performing Providers




Out-of-Network

Billing Providers




Out-of-Network

And NPPES says that address is her primary location...

| NPI | Name | NPI Type | Primary Practice Address | Phone | Primary Taxonomy |
|----------------------------|-----------------|-----------------------------------------------------------------------------------|-------------------------------------------------|--------------|------------------|
| 1518224112 | VERA TROFIMENKO |  | 720 N TUSTIN AVE STE 104 SANTA ANA, CA 92705 | 949-825-7650 | Urology |

But a Google search finds her as a provider for Prestige Medical Group...

| NPI | Name | NPI Type | Primary Practice Address | Phone | Primary Taxonomy |
|----------------------------|-----------------|-----------------------------------------------------------------------------------|--------------------------------------------------------|--------------|------------------|
| 1518224112 | VERA TROFIMENKO |  | 720 N TUSTIN AVE STE 104 SANTA ANA, CA 92705 | 949-825-7650 | Urology |

 (949) 825-7650

 Our **Tustin, CA** Office Rate Us: ★★★★★




APPOINTMENTS

[Home](#) [About](#) [New Patients](#) [Services](#) [Clinical Trials](#) [Supplements](#) [Our Blog](#) [Contact](#)

OUR PROVIDERS






And NPES doesn't have a registration for a Prestige Medical Group in California...

| NPI | Name | NPI Type | Primary Practice Address | Phone | Primary Taxonomy |
|----------------------------|-----------------|-----------------------------------------------------------------------------------|-------------------------------------------------|--------------|------------------|
| 1518224112 | VERA TROFIMENKO |  | 720 N TUSTIN AVE STE 104 SANTA ANA, CA 92705 | 949-825-7650 | Urology |


 (949) 825-7650

 Our **Tustin, CA** Office Rate Us: ★★★★★



| NPI | Name | NPI Type | Primary Practice Address | Phone | Primary Taxonomy |
|----------------------------|----------------------------------|-------------------------------------------------------------------------------------|-----------------------------------------------------------------|--------------|------------------|
| 1437332624 | PRESTIGE MEDICAL GROUP LJCPSC |  | MONTEHEIDRA TOWN CTR SAN JUAN, PR 00926-7007 | 787-760-6604 | Anesthesiology |
| 1528440781 | PRESTIGE MEDICAL GROUP LLC |  | 6924 PROFESSIONAL PKWY E LAKEWOOD RANCH, FL 34240-8414 | 941-752-6002 | Specialist |
| 1801476502 | PRESTIGE MEDICAL GROUP LLC |  | 8800 W 159TH ST ORLAND PARK, IL 60462-5618 | 708-942-6843 | Clinic/Center |

NPPES does have registration for “Lamia L. Gabal, MD, Inc.” at the Tustin Ave address

| NPI | Name | NPI Type | Primary Practice Address | Phone | Primary Taxonomy |
|----------------------------|-----------------|-----------------------------------------------------------------------------------|-------------------------------------------------|--------------|------------------|
| 1518224112 | VERA TROFIMENKO |  | 720 N TUSTIN AVE STE 104 SANTA ANA, CA 92705 | 949-825-7650 | Urology |

(949) 825-7650

Our Tustin, CA Office Rate Us: ★★★★★




APPOINTMENTS

- Home
- About
- New Patients
- Services
- Clinical Trials
- Supplements
- Our Blog
- Contact

OUR PROVIDERS



| NPI | Name | NPI Type | Primary Practice Address | Phone | Primary Taxonomy |
|----------------------------|--------------------------|--------------------------------------------------------------------------------------|----------------------------------------------------|--------------|------------------|
| 1801000542 | LAMIA L. GABAL, MD, INC. |  | 720 N TUSTIN AVE # 140 SANTA ANA, CA 92705-3606 | 949-825-7650 | Urology |

Of which Dr. Lamia Gabal appears to be the founder...

(949) 825-7650

Our Tustin, CA Office Rate Us: ★★★★★



PRESTIGE MEDICAL
GROUP

APPOINTMENTS

Home About ▾ New Patients ▾ Services ▾ Clinical Trials ▾ Supplements ▾ Our Blog Contact

OUR PROVIDERS



Lamia Gabal, MD, FPMRS

Urologist & Female Pelvic Medicine and Reconstructive Surgery

Dr. Lamia Gabal is a board-certified urologist with a subspecialty board certification in Female Pelvic Medicine and Reconstructive Surgery (FPMRS). She specializes in several different areas of urology, including regenerative and restorative surgeries. At Prestige Medical Group, the doctor and her staff take great pride in offering many of the newest, cutting-edge treatment options, including SculpSure®, and MonaLisa Touch®.

But the Tustin, CA address for this practice location's website is completely different

(949) 825-7650

Our Tustin, CA Office Rate Us: ★★★★★



Find Us Here


PRESTIGE MEDICAL GROUP

Home About New Patients Services Clinical Trials Supplement

ADDRESS

18302 Irvine Blvd #200
Tustin, CA 92780

OUR PROVIDERS



Lamia Gabal, MD, FPMRS

Urologist & Female Pelvic Medicine and Reconstructive Surgery

Dr. Lamia Gabal is a board-certified urologist with a subspecialty certification in Female Pelvic Medicine and Reconstructive Surgery (FPMRS). She specializes in several different areas of urology, including regenerative and restorative surgeries. At Prestige Medical Group, Dr. Gabal and her staff take great pride in offering many of the most cutting-edge treatment options, including SculpSure® and SculpSure® Touch®.

HOURS

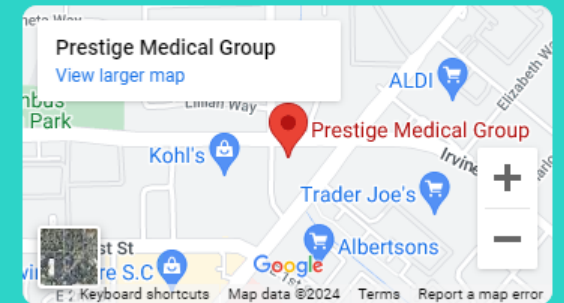
Monday: 8:30 am – 5:00pm
Tuesday: 8:30 am – 5:00pm
Wednesday: 8:30 am – 5:00pm
Thursday: 8:30 am – 5:00pm
Friday: 8:30 am – 5:00pm
Saturday: Closed
Sunday: Closed

Urine Drop Off Hours

Monday – Thursday: 8:45am – 11:45am
and 1:45pm – 3:45pm
Friday: 8:45am – 11:45am and 1:45pm – 3:00 pm

CONTACT

(949) 825-7650






Confused yet?



No provider directory can be perfect.
Make sure your analytics solution enables your local knowledge to be easily incorporated

You are currently viewing **DHC** [Back to Populi Org](#)



Add/Modify NPI Aliases

Enter a list of NPI numbers you want to add or modify. Enter one NPI per line.

Alias (Optional)

Practice Name (Optional)

Organization Name (Optional)

NPIs

We can at least change the name for this location, so it is more logical

You are currently viewing **DHC** [Back to Populi Org](#)

Add/Modify NPI Aliases

Enter a list of NPI numbers you want to add or modify. Enter one NPI per line.

Alias (Optional)

Practice Name (Optional)

Organization Name (Optional)

You are currently viewing **DHC** [Back to Populi Org](#)

Managed Providers

Aliases Relationships Remove NPIs Add/Modify NPIs

| <input type="checkbox"/> | Type | NPI | ↑ Name | Alias | Practice Name | Organization Name | |
|--------------------------|------|----------------------|--------------------------|---------------------------------------------------|------------------------|----------------------|-----|
| <input type="checkbox"/> | | <input type="text"/> | <input type="text"/> | <input type="text" value="STIGIE MEDICAL GROUP"/> | <input type="text"/> | <input type="text"/> | |
| <input type="checkbox"/> | | 1801000542 | LAMIA L. GABAL, MD, INC. | PRESTIGE MEDICAL GROUP | PRESTIGE MEDICAL GROUP | | ... |

The result will be cleaner, more easily understood, data...

4.2K

Procedures

0.0%

In-Network by
Service Location

0.0%

In-Network by
Performing Provider



8

Service Locations



0.0%

In-Network



1

Performing Providers



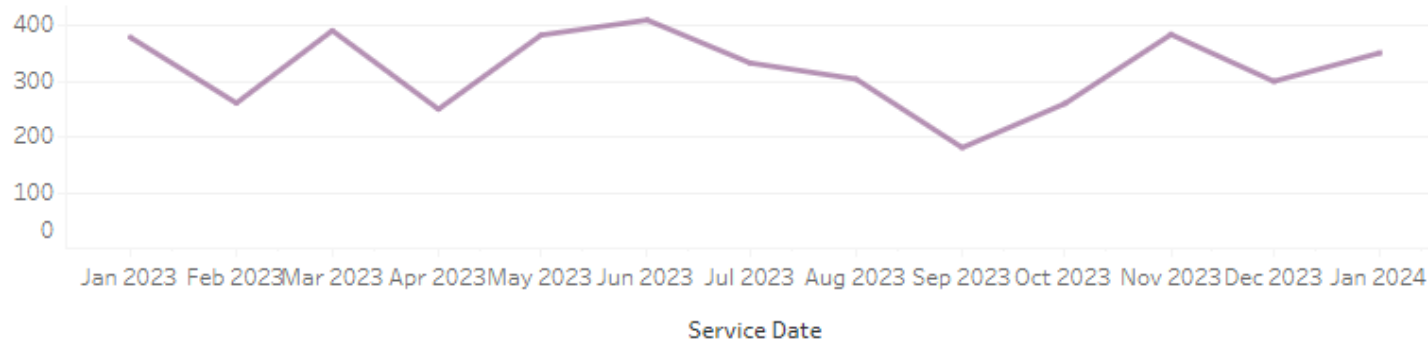
0.0%

In-Network

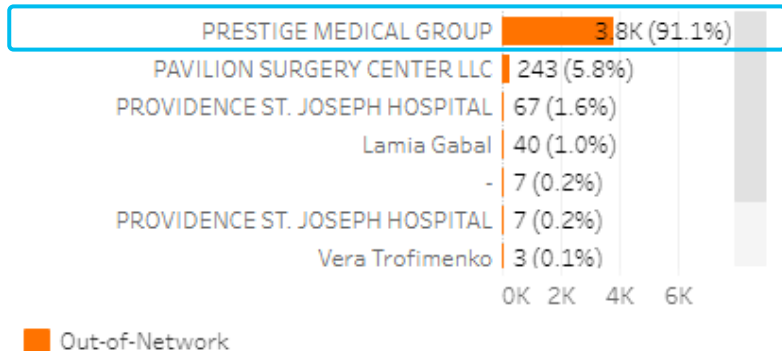
Service Location Zip



Volume Timeline



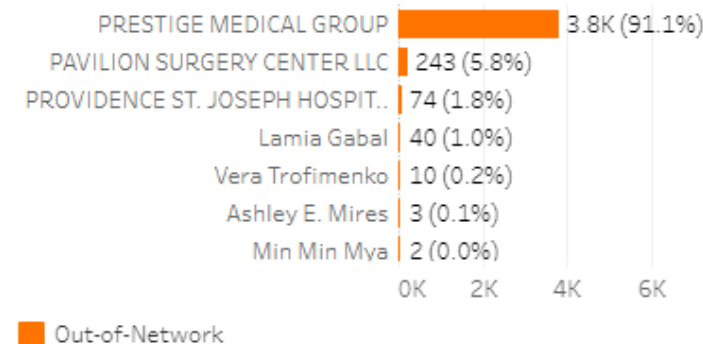
Service Locations



Performing Providers



Billing Providers



The UCLA Health team has been doing this with both their own and other locations...

You are currently viewing **UCLA** [Back to Populi Org](#)

Managed Providers

Aliases

Relationships

Remove NPIs

Add/Modify NPIs

| <input type="checkbox"/> | Type | NPI | ↑ Name | Alias | Practice Name | Organization Name | |
|--------------------------|------|----------------------|--------------------------------|---------------------------------|----------------------|----------------------|-----|
| <input type="checkbox"/> | | <input type="text"/> | <input type="text"/> | <input type="text"/> | <input type="text"/> | <input type="text"/> | |
| <input type="checkbox"/> | | 1013477520 | UCLA INTEGRATED PROVIDER N... | REGENTS OF THE UNIVERSITY O... | | | ... |
| <input type="checkbox"/> | | 1043427248 | UCLA MEDICAL GROUP | UCLA MEDICAL GROUP | | | ... |
| <input type="checkbox"/> | | 1073582888 | UCLA OB-GYN CLINIC | THE REGENTS OF THE UNIVERSI... | | | ... |
| <input type="checkbox"/> | | 1083063127 | UCLA ENTERTAINMENT IND ME... | REGENTS OF THE UNIVERSITY O... | | | ... |
| <input type="checkbox"/> | | 1083278105 | UCLA INTEGRATED PROVIDER N... | REGENTS OF THE UNIVERSITY O... | | | ... |
| <input type="checkbox"/> | | 1093139586 | DOHENY EYE CENTER UCLA-AR... | JULES STEIN EYE INSTITUTE ME... | | | ... |
| <input type="checkbox"/> | | 1215381843 | UCLA DEPT OF MEDICINE | THE REGENTS OF THE UNIVERSI... | | | ... |
| <input type="checkbox"/> | | 1235107566 | UCLA DEPT OF MEDICINE | THE REGENTS OF THE UNIVERSI... | | | ... |
| <input type="checkbox"/> | | 1245571462 | SOUTHERN CALIFORNIA ORTHO... | SOUTHERN CALIFORNIA ORTHO... | | | ... |
| <input type="checkbox"/> | | 1265856652 | REGENTS OF UNIVERSITY OF CA... | REGENTS OF UNIVERSITY OF CA... | | | ... |
| <input type="checkbox"/> | | 1326402884 | ORTHOPAEDIC INSTITUTE FOR ... | ORTHOPAEDIC INSTITUTE FOR ... | | | ... |
| <input type="checkbox"/> | | 1326453812 | UCLA INTEGRATED PROVIDER N... | REGENTS OF THE UNIVERSITY O... | | | ... |
| <input type="checkbox"/> | | 1346695863 | DOHENY EYE CENTER UCLA - P... | JULES STEIN EYE INSTITUTE ME... | | | ... |
| <input type="checkbox"/> | | 1356614291 | RONALD REAGAN UCLA MEDICA... | REGENTS UNIV OF CALIF LOS A... | | | ... |

And Network and Affiliation flagging for their providers and some locations.

Managed Providers

Aliases

Relationships

Remove NPIs

Add/Modify NPIs

| <input type="checkbox"/> | Type | NPI | Name | Network Status | Affiliation | Provider Participations |
|--------------------------|------|----------------------|-------------------------------|----------------|--------------|-------------------------------------------|
| | | <input type="text"/> | | All | All | IPA ⓘ CIN ⓘ PHO ⓘ ACO ⓘ MCO ⓘ MSO ⓘ ISM ⓘ |
| <input type="checkbox"/> | | 1003000639 | Peyman Benharash | In Network | Employed | ... |
| <input type="checkbox"/> | | 1003024191 | Srinivas Peddi | Out of Network | Affiliated | ... |
| <input type="checkbox"/> | | 1003024464 | Seyed Ali Khonsary | In Network | Unaffiliated | ... |
| <input type="checkbox"/> | | 1003042235 | STAND UP MRI OF BEVERLY HILLS | Out of Network | Affiliated | ... |
| <input type="checkbox"/> | | 1003043969 | Joshua Hyong-Jin Cho | In Network | Employed | ... |
| <input type="checkbox"/> | | 1003045600 | Mina Rim Kang | Out of Network | Affiliated | ... |
| <input type="checkbox"/> | | 1003058827 | Catherine Cha | In Network | Employed | ... |
| <input type="checkbox"/> | | 1003059148 | Maureen Jennings | Out of Network | Affiliated | ... |
| <input type="checkbox"/> | | 1003062530 | Roberta Miyeko Kato | Out of Network | Affiliated | ... |
| <input type="checkbox"/> | | 1003063140 | Emily Martin Jones | Out of Network | Affiliated | ... |
| <input type="checkbox"/> | | 1003068073 | Mariya Svilik | In Network | Employed | ... |
| <input type="checkbox"/> | | 1003071937 | Roberto Mejias | In Network | Employed | ... |
| <input type="checkbox"/> | | 1003075037 | Inna Keselman | In Network | Employed | ... |



Recommendation #3:

Local market knowledge always needs to supplement claims data.





Why do I see nulls or
'Redacted' items?



These items can appear in several places...


34.7M
Procedures

0.0%
In-Network by
Service Location

0.0%
In-Network by
Performing Provider

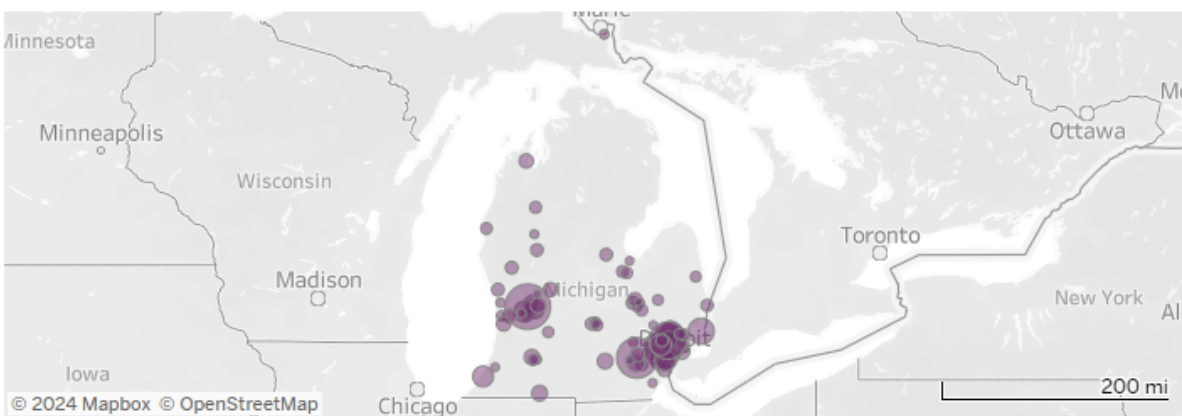
 29.6K
Service Locations

 0.0%
In-Network

 86.1K
Performing Providers

 0.0%
In-Network

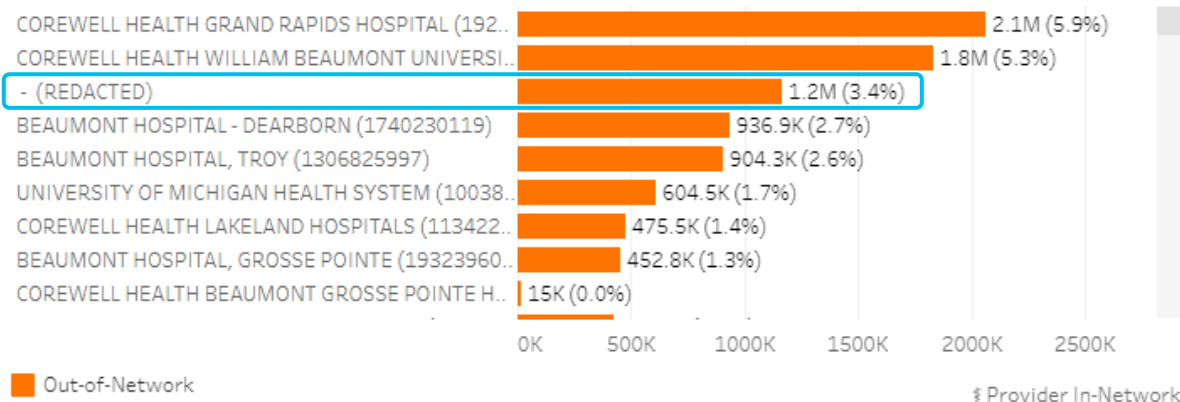
Service Location Zip (Top 100)



Service Location

Display

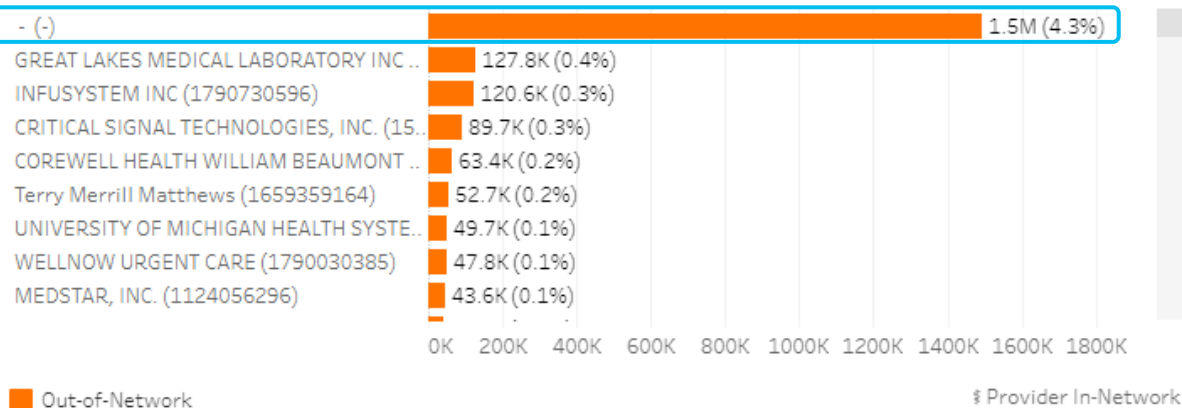
Search



Performing Provider

Display

Search



Performing Provider Specialty

Search



It can happen across a range of activity, often a type of PHI protection on the raw claim

34.7M Procedures

← Explore / PROD / Provider Explorer Volume / Service Line ☆

📱 Device Layouts
📄 Data Sources
🔍
📌
🔔
👤

← Undo → Redo ↺ Replay ▾ ⏪ Revert 🔄 Refresh 🛑 Pause
*📊 View: Original 📌 Alerts 📄 Metrics 📧 Subscribe ✎ Edit 🗑️ Share 📄 Download 💬 Comments 🖥️ Full Screen

Configure Client Data
Service Line
Provider
Patient
Trend
Export
Source Notes

Flex-Filter 1

Filter by
Service Location Name (NPI) ×

Filter values
- (REDACTED)

Flex-Filter 2

Filter by
Select...

Filter values
-

Flex-Filter 3

Filter by
Select...

Filter values
-

| Data Source | Date Range | Service Location | Network Flag |
|-------------|------------------------------|--------------------------------------------------------------------------------------------------------------|-------------------------------------------------------------------------------------------------------------------------|
| Procedures | From: 2023-12 To: 2024-02 | Service Location State: MI Primary Service Area: - Service Area Region: - Secondary Service Area: - | Performing Provider: (All) * Measures show # of Procedures, unless otherwise stated Service Location: Out-of-Network |

1.2M
Procedures

0.0%
In-Network by
Service Location

0.0%
In-Network by
Performing Provider

🏠 + 1
Service Locations

🏥 + 0.0%
In-Network

👤 + 8.3K
Performing Providers

👤 + 0.0%
In-Network

| Service Category | Volume | Percentage |
|-------------------------|--------|------------|
| Clinical | 448.5K | 38.5% |
| Evaluation & Management | 341.8K | 29.4% |
| DME, Drugs, & Supplies | 336.3K | 28.9% |

Service Line

| Service Line | Volume | Percentage |
|-------------------|--------|------------|
| Rehabilitation | 325.8K | 28.0% |
| Durable Medical | 227.4K | 19.5% |
| E&M Office | 180K | 15.5% |
| E&M Post-Acute | 94.3K | 8.1% |
| Supplies | 81.3K | 7.0% |
| Behavioral Health | 57.9K | 5.0% |
| E&M Home Care | 57.4K | 4.9% |
| Other Services | 40.2K | 3.4% |
| Laboratory | 30K | 2.6% |

Sub-Service Line

| Sub-Service Line | Volume | Percentage |
|-------------------------------|--------|------------|
| PT/OT/ST procedures | 292.6K | 25.1% |
| Other DME | 167.7K | 14.4% |
| Office visit, established | 165K | 14.2% |
| Nursing facility, establish.. | 80.7K | 6.9% |
| Behavioral health | 56K | 4.8% |
| Orthotic devices | 41.3K | 3.6% |
| Medical & surgical supplies | 38.5K | 3.3% |
| Vaccinations | 34.9K | 3.0% |
| Other services home | 22.5K | 1.9% |

Paste-In Search Filters

Paste values from a spreadsheet or from a multi-line document into the filters below

Paste-In Flex-Filter 1

1. Select field
Select...

2. Paste values

Paste-In Flex-Filter 2

1. Select field
Select...

Performing Pro

- (-)

GREAT LAKES MED

INFUSYSTEM INC (

CRITICAL SIGNAL T

COREWELL HEALTH

Terry Merrill Matth

UNIVERSITY OF MI

WELLNOW URGENT

MEDSTAR, INC. (11

🟠 Out-of-Network

Provider In-Network

But can also simply be missing data on the claim

34.7M Procedures

Explore / PROD / Provider Explorer Volume / Service Line

Flex-Filter 1: Filter by Performing Provider Name... Filter values: - (-)

Flex-Filter 2: Filter by Select... Filter values: -

Flex-Filter 3: Filter by Select... Filter values: -

Performing Pro: - (-)

Paste-In Search Filters: Paste values from a spreadsheet or from a multi-line document into the filters below

Paste-In Flex-Filter 1: 1. Select field: Select... 2. Paste values: []

Paste-In Flex-Filter 2: 1. Select field: Select...

Service Line Summary:

- 1.5M Procedures
- 0.0% In-Network by Service Location
- 0.0% In-Network by Performing Provider
- 1.9K Service Locations
- 0.0% In-Network
- 0 Performing Providers
- 0.0% In-Network

Service Category:

- Laboratory: 515.1K (34.6%)
- Evaluation & Management: 382.1K (25.6%)
- DME, Drugs, & Supplies: 326.5K (21.9%)
- Clinical: 169.5K (11.4%)

Service Line (Horizontal Bar Chart):

- Laboratory: 515.1K (34.6%)
- E&M Home Care: 269.7K (18.1%)
- Durable Medical: 224.8K (15.1%)
- E&M Office: 76.5K (5.1%)
- Other Services: 76.4K (5.1%)
- Supplies: 66.5K (4.5%)
- Ambulance: 41.9K (2.8%)
- Drugs: 35.2K (2.4%)
- Rehabilitation: 24.9K (1.7%)

Sub-Service Line (Horizontal Bar Chart):

- Other services, home: 263.5K (17.7%)
- Chemistry & hematology: 253.4K (17.0%)
- Other DME: 167.7K (11.2%)
- Other laboratory: 105.6K (7.1%)
- Microbiology: 101.9K (6.8%)
- Office visit, established: 66.9K (4.5%)
- Non clinical services: 44K (2.9%)
- Phlebotomy: 43.4K (2.9%)
- Orthotic devices: 38.6K (2.6%)

Legend: Out-of-Network



Payor/Payer information is
a kaleidoscope!



What you expect to see in raw claims data...

| payer_id | payer_name | type_of_coverage | type_of_coverage_grouping | year | count |
|----------|------------|-----------------------|---------------------------|------|-------|
| 99998 | AARP | Medicare Supplemental | Medicare Supplemental | 2022 | 55 |



What we actually get in claims data...

| payer_id | payer_name | type_of_coverage | type_of_coverage_grouping | year | count |
|-----------------------------------|-----------------------------------|-----------------------|---------------------------|------|--------|
| 36273 | AARP | Commercial | Commercial | 2022 | 63,625 |
| 36273 | AARP | Indemnity | Commercial | 2022 | 7,703 |
| 36273 | AARP | null | null | 2022 | 5,374 |
| AARP | AARP | Self-funded | Commercial | 2022 | 4,459 |
| 8940 | AARP | Self-funded | Commercial | 2022 | 3,602 |
| AARP-UNITED HEALTHCARE MCR SUPPLE | AARP-UNITED HEALTHCARE MCR SUPPLE | Self-funded | Commercial | 2022 | 2,866 |
| AARP-UHC MCR SUPPLEMENT | AARP-UHC MCR SUPPLEMENT | Self-funded | Commercial | 2022 | 1,659 |
| 36273 | AARP | Self-funded | Commercial | 2022 | 806 |
| 7684 | MDX HI AARP MDCR COMPLE | Medicare | Medicare | 2022 | 775 |
| 36273 | AARP | Other | Other | 2022 | 671 |
| 05271 | AARP | Medicare | Medicare | 2022 | 482 |
| 36273 | AARP | BCBS | Commercial | 2022 | 228 |
| AARP UHC MEDICARE SUPP ALL USA | AARP UHC MEDICARE SUPP ALL USA | Self-funded | Commercial | 2022 | 162 |
| AARP UNITED HLTH GRP | AARP UNITED HLTH GRP | Self-funded | Commercial | 2022 | 146 |
| 36273 | AARP | Medicare | Medicare | 2022 | 101 |
| MANAGED CARE UHCAARP OMR | MANAGED CARE UHCAARP OMR | Self-funded | Commercial | 2022 | 93 |
| TH36273 | AARP MEDICARE SUPPLEMENT | Commercial | Commercial | 2022 | 91 |
| 36273 | AARP | PPO | Commercial | 2022 | 84 |
| AARP UNITED HEALTHCARE CL | AARP UNITED HEALTHCARE CL | Commercial | Commercial | 2022 | 77 |
| MANAGED CARE UHCAARP OQO | MANAGED CARE UHCAARP OQO | Self-funded | Commercial | 2022 | 58 |
| 99998 | AARP | Medicare Supplemental | Medicare Supplemental | 2022 | 55 |
| 99998 | AARP | Self-funded | Commercial | 2022 | 52 |
| 99998 | AARP | Medicaid | Medicaid | 2022 | 36 |
| ZZ AARP-UHC MCR SUPP | ZZ AARP-UHC MCR SUPP | Self-funded | Commercial | 2022 | 36 |

This is one of the relatively easy ones to fix...





Recommendation #4:

Research your and your key competitors' data up front, to understand and adapt to the various quirks you might encounter.





Why can't all this
data be better?





Without a mandate for all
this data to be cleaner, it
won't happen soon.



Summary

→ Understand that claims data is known to be incomplete but offers valuable insights otherwise not available. Particularly, ambulatory/outpatient information not typically required in state reporting.

→ Always start broader market analyses with specific procedures or service lines, before any provider specialty filters.

→ Local market knowledge is helpful to supplement and add further color to claims insights.

→ Research your and your key competitors' data up front, to understand and adapt to the various quirks you might encounter.

Despite the promise of AI, it will take time before many of these data items can reliably be fixed.

